

Annex

Table A1.	Regular Budget allocation and utilization of resources in 2017 by Programme and Major Programme (in euros)
Table A2.	Extrabudgetary regular programme fund resource utilization in 2017 by Programme and Major Programme (in euros)
Table A3(a).	Disbursements (actuals) of the Technical Cooperation Fund by technical field and region in 2017
Table A3(b).	Graphical representation of the information in Table A3(a)
Table A4.	Amount of nuclear material under Agency safeguards at the end of 2017 by type of agreement
Table A5.	Number of facilities and material balance areas outside facilities under Agency safeguards during 2017
Table A6.	Conclusion of safeguards agreements, additional protocols and small quantities protocols (as of 31 December 2017)
Table A7.	Participation in multilateral treaties for which the Director General is the depositary (status as of 31 December 2017)
Table A8.	Member States that have concluded a Revised Supplementary Agreement (status as of 31 December 2017)
Table A9.	Acceptance of Amendment to Article VI of the Agency's Statute (status as of 31 December 2017)
Table A10.	Acceptance of Amendment to Article XIV.A of the Agency's Statute (status as of 31 December 2017)
Table A11.	Conventions negotiated and adopted under the auspices of the Agency and/or for which the Director General is the depositary (status and relevant developments)
Table A12.	Nuclear power reactors in operation and under construction in the world (as of 31 December 2017)
Table A13.	Member State participation in selected Agency activities
Table A14.	Advisory Missions on Regulatory Infrastructure for Radiation Safety (AMRAS) in 2017
Table A15.	Integrated Review Service for Radioactive Waste and Spent Fuel Management, Decommissioning and Remediation (ARTEMIS) missions in 2017
Table A16.	Education and Training Appraisal (EduTA) missions in 2017
Table A17.	Emergency Preparedness Review (EPREV) missions in 2017
Table A18.	Integrated missions of the Agency's Programme of Action for Cancer Therapy (imPACT) in 2017
Table A19.	Integrated Nuclear Infrastructure Review (INIR) missions in 2017
Table A20.	Integrated Safety Assessment of Research Reactors (INSARR) missions in 2017
Table A21.	International Physical Protection Advisory Service (IPPAS) missions in 2017
Table A22.	Integrated Regulatory Review Service (IRRS) missions in 2017
Table A23.	Independent Safety Culture Assessment (ISCA) missions in 2017
Table A24.	Knowledge Management Assist Visit (KMAV) missions in 2017

Table A25.	Occupational Radiation Protection Appraisal Service (ORPAS) missions in 2017
Table A26.	Operational Safety Review Team (OSART) missions in 2017
Table A27.	Peer Review of Operational Safety Performance Experience (PROSPER) missions in 2017
Table A28.	Safety Aspects of Long Term Operation (SALTO) missions in 2017
Table A29.	Site and External Events Design (SEED) missions in 2017
Table A30.	IAEA-designated International Centres based on Research Reactors (ICERR) added in 2017
Table A31.	Coordinated research projects initiated in 2017
Table A32.	Coordinated research projects completed in 2017
Table A33.	Publications issued in 2017
Table A34.	Technical cooperation training courses held in 2017
Table A35.	Agency corporate social media accounts
Table A36(a).	Number and types of facilities under Agency safeguards by State during 2017
Table A36(b).	Facilities under Agency safeguards or containing safeguarded nuclear material during 2017

Note: Tables A31–A36(b) are available on the attached CD-ROM.

Table A1. Regular Budget allocation and utilization of resources in 2017 by Programme and Major Programme (in euros)

Major Programme (MP)/Programme	Original budget US \$1/€1	Adjusted budget US \$1/€0.891	Expenditure	Resource utilization	Balances
	a	b	c	d = c/b	e = b - c
MP1 — Nuclear Power, Fuel Cycle and Nuclear Science					
Overall management, coordination and common activities	3 300 581	3 248 950	3 248 896	100.0%	54
Nuclear Power	8 591 037	8 437 762	8 440 285	100.0%	(2 523)
Nuclear Fuel Cycle and Materials Technologies	6 896 576	6 780 215	6 746 000	99.5%	34 215
Capacity Building and Nuclear Knowledge for Sustainable Energy Development	10 300 660	10 138 805	10 128 014	99.9%	10 791
Nuclear Science	10 289 511	10 168 747	10 132 119	99.6%	36 628
Total Major Programme 1	39 378 365	38 774 479	38 695 314	99.8%	79 165
MP2 — Nuclear Techniques for Development and Environmental Protection					
Overall management, coordination and common activities	7 853 122	7 792 448	7 788 386	99.9%	4 062
Food and Agriculture	11 572 564	11 432 215	11 579 672	101.3%	(147 457)
Human Health	8 371 785	8 256 005	8 332 707	100.9%	(76 702)
Water Resources	3 510 039	3 463 315	3 305 698	95.4%	157 617
Environment	6 357 212	6 270 979	6 340 299	101.1%	(69 320)
Radioisotope Production and Radiation Technology	2 293 535	2 267 089	2 113 898	93.2%	153 191
Total Major Programme 2	39 958 257	39 482 051	39 460 660	99.9%	21 391
MP3 — Nuclear Safety and Security					
Overall management, coordination and common activities	3 981 785	3 917 715	3 908 361	99.8%	9 354
Incident and Emergency Preparedness and Response	4 298 741	4 234 182	4 234 132	100.0%	50
Safety of Nuclear Installations	10 391 724	10 189 878	10 184 731	99.9%	5 147
Radiation and Transport Safety	7 261 282	7 120 222	7 112 879	99.9%	7 343
Radioactive Waste Management and Environmental Safety	3 715 383	3 647 670	3 644 998	99.9%	2 672
Nuclear Security	5 513 932	5 404 369	5 168 753	95.6%	235 616
Total Major Programme 3	35 162 847	34 514 036	34 253 854	99.2%	260 182
MP4 — Nuclear Verification					
Overall management, coordination and common activities	14 492 940	14 324 291	13 161 817	91.9%	1 162 474
Safeguards Implementation	116 775 755	114 871 548	115 712 629	100.7%	(841 081)
Other Verification Activities	457 377	446 772	459 992	103.0%	(13 220)
Development	7 566 179	7 398 111	7 682 767	103.8%	(284 656)
Total Major Programme 4	139 292 251	137 040 722	137 017 205	100.0%	23 517
MP5 — Policy, Management and Administration Services					
Policy, Management and Administration Services	79 557 324	78 719 979	78 641 214	99.9%	78 765
Total Major Programme 5	79 557 324	78 719 979	78 641 214	99.9%	78 765
MP6 — Management of Technical Cooperation for Development					
Management of Technical Cooperation for Development	24 873 650	24 471 823	24 438 823	99.9%	33 000
Total Major Programme 6	24 873 650	24 471 823	24 438 823	99.9%	33 000
Total Operational Regular Budget	358 222 694	353 003 090	352 507 070	99.9%	496 020
Major Capital Investment Funding Requirements					
MP1 — Nuclear Power, Fuel Cycle and Nuclear Science	—	—	—	—	—
MP2 — Nuclear Techniques for Development and Environmental Protection	2 511 084	2 511 084	91 513	3.6%	2 419 571
MP3 — Nuclear Safety and Security	304 072	304 072	265 261	87.2%	38 811
MP4 — Nuclear Verification	2 227 574	2 227 574	1 215 033	54.5%	1 012 541
MP5 — Policy, Management and Administration Services	3 057 853	3 057 853	2 115 147	69.2%	942 706
MP6 — Management of Technical Cooperation for Development	—	—	—	—	—
Total Capital Regular Budget	8 100 583	8 100 583	3 686 954	45.5%	4 413 629
Total Agency Programmes	366 323 277	361 103 673	356 194 024	98.6%	4 909 649
Reimbursable work for others	2 697 812	2 697 812	3 268 768	121.2%	(570 956)
Total Regular Budget	369 021 089	363 801 485	359 462 792	98.8%	4 338 693

Column a: General Conference resolution GC(60)/RES/5 of September 2016 original budget at US \$1/€1.

Column b: Original budget revalued at the United Nations operational average rate of exchange of €0.891 to US \$1 in 2017.

Table A2. Extrabudgetary regular programme fund resource utilization in 2017 by Programme and Major Programme (in euros)

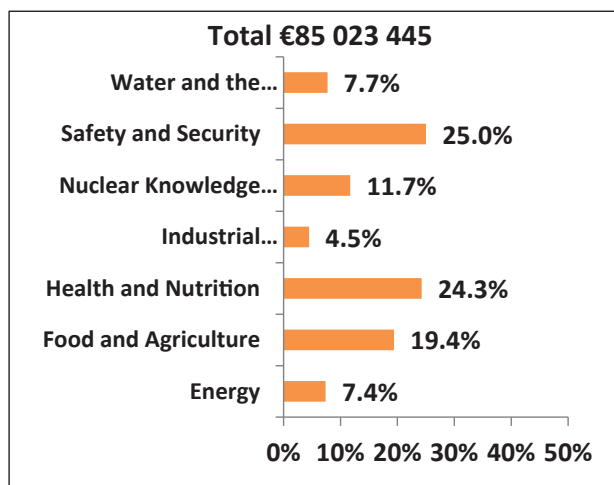
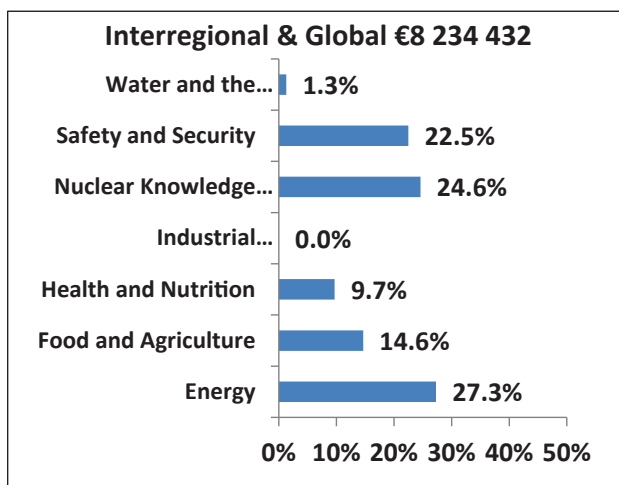
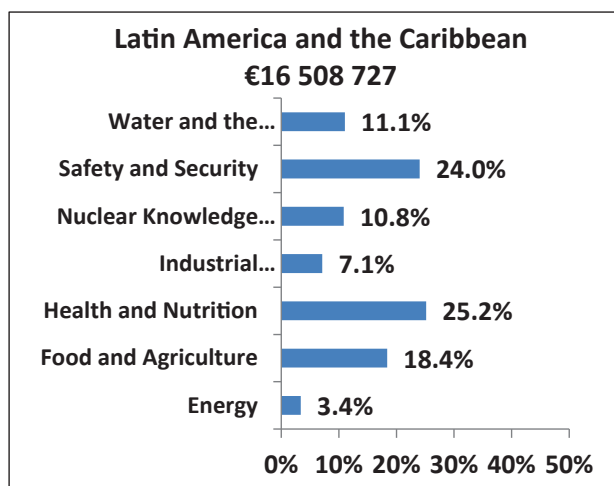
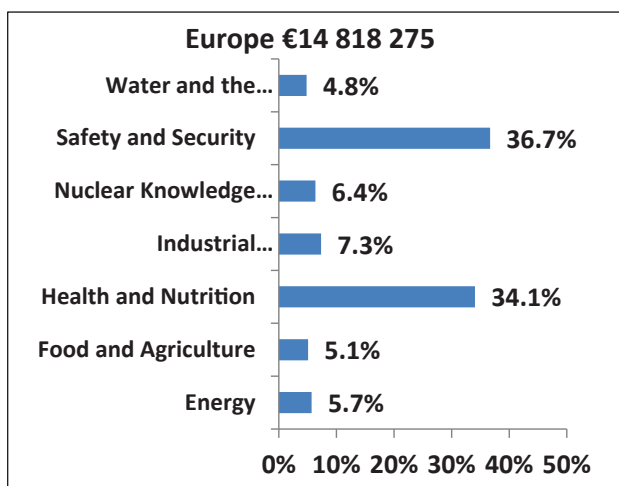
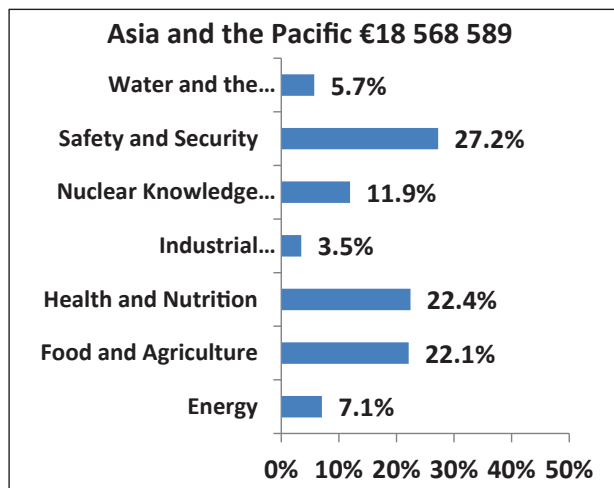
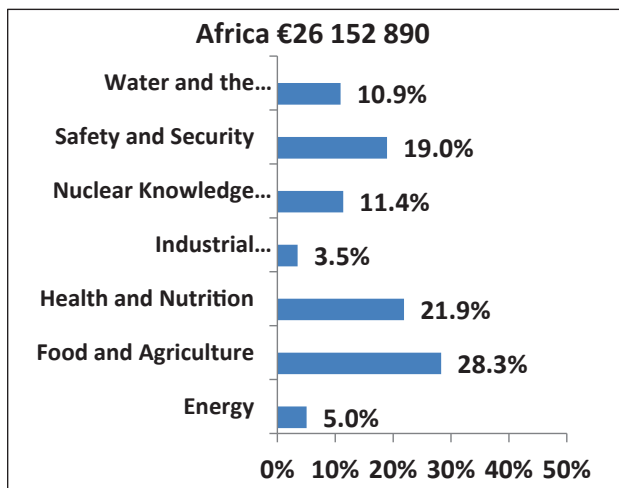
Major Programme (MP)/Programme	2017 expenditure
MP1 — Nuclear Power, Fuel Cycle and Nuclear Science	
Overall management, coordination and common activities	102 215
Nuclear Power	2 857 345
Nuclear Fuel Cycle and Materials Technologies	3 881 095
Capacity Building and Nuclear Knowledge for Sustainable Energy Development	541 320
Nuclear Science	3 786 918
Total Major Programme 1	11 168 893
MP2 — Nuclear Techniques for Development and Environmental Protection	
Overall management, coordination and common activities	14 860 107
Food and Agriculture	2 738 839
Human Health	234 476
Water Resources	158 113
Environment	1 305 556
Radioisotope Production and Radiation Technology	56 740
Total Major Programme 2	19 353 831
MP3 — Nuclear Safety and Security	
Overall management, coordination and common activities	4 203 875
Incident and Emergency Preparedness and Response	1 092 721
Safety of Nuclear Installations	4 811 586
Radiation and Transport Safety	2 486 122
Radioactive Waste Management and Environmental Safety	1 255 710
Nuclear Security	26 580 397
Total Major Programme 3	40 430 411
MP4 — Nuclear Verification	
Overall management, coordination and common activities	1 946 602
Safeguards Implementation	13 260 546
Other Verification Activities	6 271 013
Development	5 925 412
Total Major Programme 4	27 403 573
MP5 — Policy, Management and Administration Services	
Policy, Management and Administration Services	1 348 810
Total Major Programme 5	1 348 810
MP6 — Management of Technical Cooperation for Development	
Management of Technical Cooperation for Development	417 047
Total Major Programme 6	417 047
Total extrabudgetary programme funds	100 122 565

Table A3(a). Disbursements (actuals) of the Technical Cooperation Fund by technical field and region in 2017

Summary of all regions (in euros)							
Technical field	Africa	Asia and the Pacific	Europe	Latin America and the Caribbean	Global/interregional	PACT ^a	Total
Energy	1 320 075	1 310 134	844 197	559 903	2 247 111		6 281 420
Food and Agriculture	7 399 101	4 109 902	751 290	3 036 714	1 205 893		16 502 900
Health and Nutrition	5 725 222	4 168 622	5 048 131	4 153 066	796 424	740 532	20 631 997
Industrial Applications/ Radiation Technology	915 237	644 652	1 085 624	1 175 921			3 821 434
Nuclear Knowledge Development and Management	2 976 238	2 215 916	941 236	1 790 975	2 026 708		9 951 073
Safety and Security	4 958 454	5 056 705	5 434 997	3 967 474	1 852 641		21 270 271
Water and the Environment	2 858 563	1 062 658	712 800	1 824 674	105 655		6 564 350
Total	26 152 890	18 568 589	14 818 275	16 508 727	8 234 432	740 532	85 023 445

^a PACT: Programme of Action for Cancer Therapy.

Table A3(b). Graphical representation of the information in Table A3(a)



Note: See Table A3(a) for the full titles of the technical fields.

Table A4. Amount of nuclear material under Agency safeguards at the end of 2017 by type of agreement

Nuclear material	Comprehensive safeguards agreement ^a	INFCIRC/66-type agreement	Voluntary offer agreement	Quantity in significant quantities (SQs)
Plutonium ^b contained in irradiated fuel and in fuel elements in reactor cores	137 848	2 550	19 799	160 197
Separated plutonium outside reactor cores	1 441	5	10 735	12 181
High enriched uranium (equal to or greater than 20% U-235)	167	2	0	169
Low enriched uranium (less than 20% U-235)	19 357	317	1 541	21 215
Source material ^c (natural and depleted uranium and thorium)	11 192	879	3 038	15 109
U-233	18	0	0	18
Total SQs of nuclear material	170 023	3 753	35 113	208 889

Amount of heavy water under Agency safeguards at the end of 2017 by type of agreement

Non-nuclear material ^d	Comprehensive safeguards agreement	INFCIRC/66-type agreement	Voluntary offer agreement	Quantity in tonnes
Heavy water (tonnes)		431.6		432.3^e

^a Includes nuclear material under Agency safeguards in Taiwan, China; excludes nuclear material in the Democratic People's Republic of Korea.

^b The quantity includes an estimated amount (10 000 SQs) of plutonium in fuel elements loaded into reactor cores and plutonium in other irradiated fuel, which has not yet been reported to the Agency under agreed reporting procedures.

^c This table does not include material within the terms of subparagraphs 34(a) and 34(b) of INFCIRC/153 (Corrected).

^d Non-nuclear material subject to Agency safeguards under INFCIRC/66/Rev.2-type agreements.

^e Includes 0.7 tonnes of heavy water under Agency safeguards in Taiwan, China.

Table A5. Number of facilities and material balance areas outside facilities under Agency safeguards during 2017

Type	Comprehensive safeguards agreement ^a	INFCIRC/66-type agreement ^b	Voluntary offer agreement	Total
Power reactors	241	14	2	257
Research reactors and critical assemblies	149	3	1	153
Conversion plants	18	0	0	18
Fuel fabrication plants	39	2	1	42
Reprocessing plants	9	0	1	10
Enrichment plants	16	0	3	19
Separate storage facilities	130	2	4	136
Other facilities	80	0	0	80
Facility subtotals	682	21	12	715
Material balance areas containing locations outside facilities ^c	582	1	0	583
Total	1264	22	12	1298

^a Covering safeguards agreements pursuant to the Treaty on the Non-Proliferation of Nuclear Weapons and/or the Treaty of Tlatelolco and other comprehensive safeguards agreements; includes facilities in Taiwan, China.

^b Covering facilities in India, Israel and Pakistan.

^c Includes 55 material balance areas in States with amended small quantities protocols.

Table A6. Conclusion of safeguards agreements, additional protocols and small quantities protocols (as of 31 December 2017)

State ^a	Small quantities protocols ^b	Safeguards agreements ^c	INFCIRC	Additional protocols
Afghanistan	Amended: 28 Jan. 2016	In force: 20 Feb. 1978	257	In force: 19 July 2005
Albania ¹		In force: 25 March 1988	359	In force: 3 Nov. 2010
Algeria		In force: 7 Jan. 1997	531	Approved: 14 Sept. 2004
Andorra	Amended: 24 April 2013	In force: 18 Oct. 2010	808	In force: 19 Dec. 2011
Angola	In force: 28 April 2010	In force: 28 April 2010	800	In force: 28 April 2010
Antigua and Barbuda ²	Amended: 5 March 2012	In force: 9 Sept. 1996	528	In force: 15 Nov. 2013
Argentina ³		In force: 4 March 1994	435	
Armenia		In force: 5 May 1994	455	In force: 28 June 2004
Australia		In force: 10 July 1974	217	In force: 12 Dec. 1997
Austria ⁴		Accession: 31 July 1996	193	In force: 30 April 2004
Azerbaijan		In force: 29 April 1999	580	In force: 29 Nov. 2000
Bahamas ²	Amended: 25 July 2007	In force: 12 Sept. 1997	544	
Bahrain	In force: 10 May 2009	In force: 10 May 2009	767	In force: 20 July 2011
Bangladesh		In force: 11 June 1982	301	In force: 30 March 2001
Barbados ²	X	In force: 14 Aug. 1996	527	
Belarus		In force: 2 Aug. 1995	495	Signed: 15 Nov. 2005
Belgium		In force: 21 Feb. 1977	193	In force: 30 April 2004
Belize ⁵	X	In force: 21 Jan. 1997	532	
<i>Benin</i>	<i>Amended: 15 April 2008</i>	<i>Signed: 7 June 2005</i>		<i>Signed: 7 June 2005</i>
Bhutan	X	In force: 24 Oct. 1989	371	
Bolivia, Plurinational State of ²	X	In force: 6 Feb. 1995	465	
Bosnia and Herzegovina		In force: 4 April 2013	851	In force: 3 July 2013
Botswana		In force: 24 Aug. 2006	694	In force: 24 Aug. 2006
Brazil ⁶		In force: 4 March 1994	435	
Brunei Darussalam	X	In force: 4 Nov. 1987	365	
Bulgaria ⁷		Accession: 1 May 2009	193	Accession: 1 May 2009
Burkina Faso	Amended: 18 Feb. 2008	In force: 17 April 2003	618	In force: 17 April 2003

State ^a	Small quantities protocols ^b	Safeguards agreements ^c	INFCIRC	Additional protocols
Burundi	In force: 27 Sept. 2007	In force: 27 Sept. 2007	719	In force: 27 Sept. 2007
<i>Cabo Verde</i>	<i>Amended: 27 March 2006</i>	<i>Signed: 28 June 2005</i>		<i>Signed: 28 June 2005</i>
Cambodia	Amended: 16 July 2014	In force: 17 Dec. 1999	586	In force: 24 April 2015
Cameroon	X	In force: 17 Dec. 2004	641	In force: 29 Sept. 2016
Canada		In force: 21 Feb. 1972	164	In force: 8 Sept. 2000
Central African Republic	In force: 7 Sept. 2009	In force: 7 Sept. 2009	777	In force: 7 Sept. 2009
Chad	In force: 13 May 2010	In force: 13 May 2010	802	In force: 13 May 2010
Chile ⁸		In force: 5 April 1995	476	In force: 3 Nov. 2003
China		In force: 18 Sept. 1989	369*	In force: 28 March 2002
Colombia ⁸		In force: 22 Dec. 1982	306	In force: 5 March 2009
Comoros	In force: 20 Jan. 2009	In force: 20 Jan. 2009	752	In force: 20 Jan. 2009
Congo	In force: 28 Oct. 2011	In force: 28 Oct. 2011	831	In force: 28 Oct. 2011
Costa Rica ²	Amended: 12 Jan. 2007	In force: 22 Nov. 1979	278	In force: 17 June 2011
Côte d'Ivoire		In force: 8 Sept. 1983	309	In force: 5 May 2016
Croatia ⁹		Accession: 1 Apr. 2017	193	Accession: 1 Apr. 2017
Cuba ²		In force: 3 June 2004	633	In force: 3 June 2004
Cyprus ¹⁰		Accession: 1 May 2008	193	Accession: 1 May 2008
Czech Republic ¹¹		Accession: 1 Oct. 2009	193	Accession: 1 Oct. 2009
Democratic Republic of the Congo		In force: 9 Nov. 1972	183	In force: 9 April 2003
Denmark ¹²		In force: 1 March 1972 In force: 21 Feb. 1977	176 193	In force: 22 March 2013 In force: 30 April 2004
Djibouti	In force: 26 May 2015	In force: 26 May 2015	884	In force: 26 May 2015
Dominica ⁵	X	In force: 3 May 1996	513	
Dominican Republic ²	Amended: 11 Oct. 2006	In force: 11 Oct. 1973	201	In force: 5 May 2010
Democratic People's Republic of Korea		In force: 10 April 1992	403	
Ecuador ²	Amended: 7 April 2006	In force: 10 March 1975	231	In force: 24 Oct. 2001
Egypt		In force: 30 June 1982	302	
El Salvador ²	Amended: 10 June 2011	In force: 22 April 1975	232	In force: 24 May 2004
<i>Equatorial Guinea</i>	<i>Approved: 13 June 1986</i>	<i>Approved: 13 June 1986</i>		

State ^a	Small quantities protocols ^b	Safeguards agreements ^c	INFCIRC	Additional protocols
<i>Eritrea</i>				
Estonia ¹³		Accession: 1 Dec. 2005	193	Accession: 1 Dec. 2005
Ethiopia	X	In force: 2 Dec. 1977	261	
Fiji	X	In force: 22 March 1973	192	In force: 14 July 2006
Finland ¹⁴		Accession: 1 Oct. 1995	193	In force: 30 April 2004
France	X	In force: 12 Sept. 1981 In force: 26 Oct. 2007 ¹⁵	290* 718	In force: 30 April 2004
Gabon	Amended: 30 Oct. 2013	In force: 25 March 2010	792	In force: 25 March 2010
Gambia	Amended: 17 Oct. 2011	In force: 8 Aug. 1978	277	In force: 18 Oct. 2011
Georgia		In force: 3 June 2003	617	In force: 3 June 2003
Germany ¹⁶		In force: 21 Feb. 1977	193	In force: 30 April 2004
Ghana		In force: 17 Feb. 1975	226	In force: 11 June 2004
Greece ¹⁷		Accession: 17 Dec. 1981	193	In force: 30 April 2004
Grenada ²	X	In force: 23 July 1996	525	
Guatemala ²	Amended: 26 April 2011	In force: 1 Feb. 1982	299	In force: 28 May 2008
<i>Guinea</i>	<i>Signed: 13 Dec. 2011</i>	<i>Signed: 13 Dec. 2011</i>		<i>Signed: 13 Dec. 2011</i>
<i>Guinea-Bissau</i>	<i>Signed: 21 June 2013</i>	<i>Signed: 21 June 2013</i>		<i>Signed: 21 June 2013</i>
Guyana ²	X	In force: 23 May 1997	543	
Haiti ²	X	In force: 9 March 2006	681	In force: 9 March 2006
Holy See	Amended: 11 Sept. 2006	In force: 1 Aug. 1972	187	In force: 24 Sept. 1998
Honduras ²	Amended: 20 Sept. 2007	In force: 18 April 1975	235	In force: 17 Nov. 2017
Hungary ¹⁸		Accession: 1 July 2007	193	Accession: 1 July 2007
Iceland	Amended: 15 March 2010	In force: 16 Oct. 1974	215	In force: 12 Sept. 2003
India ¹⁹		In force: 30 Sept. 1971 In force: 17 Nov. 1977 In force: 27 Sept. 1988 In force: 11 Oct. 1989 In force: 1 March 1994 In force: 11 May 2009	211 260 360 374 433 754	In force: 25 July 2014
Indonesia		In force: 14 July 1980	283	In force: 29 Sept. 1999
Iran, Islamic Republic of ²⁰		In force: 15 May 1974	214	Signed: 18 Dec. 2003
Iraq		In force: 29 Feb. 1972	172	In force: 10 Oct. 2012

State ^a	Small quantities protocols ^b	Safeguards agreements ^c	INFCIRC	Additional protocols
Ireland		In force: 21 Feb. 1977	193	In force: 30 April 2004
Israel		In force: 4 April 1975	249/Add.1	
Italy		In force: 21 Feb. 1977	193	In force: 30 April 2004
Jamaica ²		In force: 6 Nov. 1978	265	In force: 19 March 2003
Japan		In force: 2 Dec. 1977	255	In force: 16 Dec. 1999
Jordan		In force: 21 Feb. 1978	258	In force: 28 July 1998
Kazakhstan		In force: 11 Aug. 1995	504	In force: 9 May 2007
Kenya	In force: 18 Sept. 2009	In force: 18 Sept. 2009	778	In force: 18 Sept. 2009
Kiribati	X	In force: 19 Dec. 1990	390	Signed: 9 Nov. 2004
Korea, Republic of		In force: 14 Nov. 1975	236	In force: 19 Feb. 2004
Kuwait	Amended: 26 July 2013	In force: 7 March 2002	607	In force: 2 June 2003
Kyrgyzstan	X	In force: 3 Feb. 2004	629	In force: 10 Nov. 2011
Lao People's Democratic Republic	X	In force: 5 April 2001	599	Signed: 5 Nov. 2014
Latvia ²¹		Accession: 1 Oct. 2008	193	Accession: 1 Oct. 2008
Lebanon	Amended: 5 Sept. 2007	In force: 5 March 1973	191	
Lesotho	Amended: 8 Sept. 2009	In force: 12 June 1973	199	In force: 26 April 2010
<i>Liberia</i>	<i>Signed: 25 Sept. 2017</i>	<i>Signed: 25 Sept. 2017</i>		<i>Signed: 25 Sept. 2017</i>
Libya		In force: 8 July 1980	282	In force: 11 Aug. 2006
Liechtenstein		In force: 4 Oct. 1979	275	In force: 25 Nov. 2015
Lithuania ²²		Accession: 1 Jan. 2008	193	Accession: 1 Jan. 2008
Luxembourg		In force: 21 Feb. 1977	193	In force: 30 April 2004
Madagascar	Amended: 29 May 2008	In force: 14 June 1973	200	In force: 18 Sept. 2003
Malawi	Amended: 29 Feb. 2008	In force: 3 Aug. 1992	409	In force: 26 July 2007
Malaysia		In force: 29 Feb. 1972	182	Signed: 22 Nov. 2005
Maldives	X	In force: 2 Oct. 1977	253	
Mali	Amended: 18 April 2006	In force: 12 Sept. 2002	615	In force: 12 Sept. 2002
Malta ²³		Accession: 1 July 2007	193	Accession: 1 July 2007
Marshall Islands		In force: 3 May 2005	653	In force: 3 May 2005

State ^a	Small quantities protocols ^b	Safeguards agreements ^c	INFCIRC	Additional protocols
Mauritania	Amended: 20 March 2013	In force: 10 Dec. 2009	788	In force: 10 Dec. 2009
Mauritius	Amended: 26 Sept. 2008	In force: 31 Jan. 1973	190	In force: 17 Dec. 2007
Mexico ²⁴		In force: 14 Sept. 1973	197	In force: 4 March 2011
<i>Micronesia, Federated States of</i>	<i>Signed: 1 June 2015</i>	<i>Signed: 1 June 2015</i>		
Monaco	Amended: 27 Nov. 2008	In force: 13 June 1996	524	In force: 30 Sept. 1999
Mongolia	X	In force: 5 Sept. 1972	188	In force: 12 May 2003
Montenegro	In force: 4 March 2011	In force: 4 March 2011	814	In force: 4 March 2011
Morocco		In force: 18 Feb. 1975	228	In force: 21 April 2011
Mozambique	In force: 1 March 2011	In force: 1 March 2011	813	In force: 1 March 2011
Myanmar	X	In force: 20 April 1995	477	Signed: 17 Sept. 2013
Namibia	X	In force: 15 April 1998	551	In force: 20 Feb. 2012
Nauru	X	In force: 13 April 1984	317	
Nepal	X	In force: 22 June 1972	186	
Netherlands	X	In force: 5 June 1975 ¹⁵ In force: 21 Feb. 1977	229 193	In force: 30 April 2004
New Zealand ²⁵	Amended: 24 Feb. 2014	In force: 29 Feb. 1972	185	In force: 24 Sept. 1998
Nicaragua ²	Amended: 12 June 2009	In force: 29 Dec. 1976	246	In force: 18 Feb. 2005
Niger		In force: 16 Feb. 2005	664	In force: 2 May 2007
Nigeria		In force: 29 Feb. 1988	358	In force: 4 April 2007
Norway		In force: 1 March 1972	177	In force: 16 May 2000
Oman	X	In force: 5 Sept. 2006	691	
Pakistan		In force: 5 March 1962 In force: 17 June 1968 In force: 17 Oct. 1969 In force: 18 March 1976 In force: 2 March 1977 In force: 10 Sept. 1991 In force: 24 Feb. 1993 In force: 22 Feb. 2007 In force: 15 April 2011 In force: 3 May 2017	34 116 135 239 248 393 418 705 816 920	
Palau	Amended: 15 March 2006	In force: 13 May 2005	650	In force: 13 May 2005
<i>Palestine</i>				
Panama ⁸	Amended: 4 March 2011	In force: 23 March 1984	316	In force: 11 Dec. 2001

State ^a	Small quantities protocols ^b	Safeguards agreements ^c	INFCIRC	Additional protocols
Papua New Guinea	X	In force: 13 Oct. 1983	312	
Paraguay ²	X	In force: 20 March 1979	279	In force: 15 Sept. 2004
Peru ²		In force: 1 Aug. 1979	273	In force: 23 July 2001
Philippines		In force: 16 Oct. 1974	216	In force: 26 Feb. 2010
Poland ²⁶		Accession: 1 March 2007	193	Accession: 1 March 2007
Portugal ²⁷		Accession: 1 July 1986	193	In force: 30 April 2004
Qatar	In force: 21 Jan. 2009	In force: 21 Jan. 2009	747	
Republic of Moldova	Amended: 1 Sept. 2011	In force: 17 May 2006	690	In force: 1 June 2012
Romania ²⁸		Accession: 1 May 2010	193	Accession: 1 May 2010
Russian Federation		In force: 10 June 1985	327*	In force: 16 Oct. 2007
Rwanda	In force: 17 May 2010	In force: 17 May 2010	801	In force: 17 May 2010
Saint Kitts and Nevis ⁵	Amended: 19 Aug. 2016	In force: 7 May 1996	514	In force: 19 May 2014
Saint Lucia ⁵	X	In force: 2 Feb. 1990	379	
St Vincent and the Grenadines ⁵	X	In force: 8 Jan. 1992	400	
Samoa	X	In force: 22 Jan. 1979	268	
San Marino	Amended: 13 May 2011	In force: 21 Sept. 1998	575	
<i>São Tomé and Príncipe</i>				
Saudi Arabia	X	In force: 13 Jan. 2009	746	
Senegal	Amended: 6 Jan. 2010	In force: 14 Jan. 1980	276	In force: 24 July 2017
Serbia ²⁹		In force: 28 Dec. 1973	204	Signed: 3 July 2009
Seychelles	Amended: 31 Oct. 2006	In force: 19 July 2004	635	In force: 13 Oct. 2004
Sierra Leone	X	In force: 4 Dec. 2009	787	
Singapore	Amended: 31 March 2008	In force: 18 Oct. 1977	259	In force: 31 March 2008
Slovakia ³⁰		Accession: 1 Dec. 2005	193	Accession: 1 Dec. 2005
Slovenia ³¹		Accession: 1 Sept. 2006	193	Accession: 1 Sept. 2006
Solomon Islands	X	In force: 17 June 1993	420	
<i>Somalia</i>				
South Africa		In force: 16 Sept. 1991	394	In force: 13 Sept. 2002
Spain		Accession: 5 April 1989	193	In force: 30 April 2004

State ^a	Small quantities protocols ^b	Safeguards agreements ^c	INFCIRC	Additional protocols
Sri Lanka		In force: 6 Aug. 1984	320	
Sudan	X	In force: 7 Jan. 1977	245	
Suriname ²	X	In force: 2 Feb. 1979	269	
Swaziland	Amended: 23 July 2010	In force: 28 July 1975	227	In force: 8 Sept. 2010
Sweden ³²		Accession: 1 June 1995	193	In force: 30 April 2004
Switzerland		In force: 6 Sept. 1978	264	In force: 1 Feb. 2005
Syrian Arab Republic		In force: 18 May 1992	407	
Tajikistan		In force: 14 Dec. 2004	639	In force: 14 Dec. 2004
Thailand		In force: 16 May 1974	241	In force: 17 Nov. 2017
The former Yugoslav Republic of Macedonia	Amended: 9 July 2009	In force: 16 April 2002	610	In force: 11 May 2007
<i>Timor-Leste</i>	<i>Signed: 6 Oct. 2009</i>	<i>Signed: 6 Oct. 2009</i>		<i>Signed: 6 Oct. 2009</i>
Togo	Amended: 8 Oct. 2015	In force: 18 July 2012	840	In force: 18 July 2012
Tonga	X	In force: 18 Nov. 1993	426	
Trinidad and Tobago ²	X	In force: 4 Nov. 1992	414	
Tunisia		In force: 13 March 1990	381	Signed: 24 May 2005
Turkey		In force: 1 Sept. 1981	295	In force: 17 July 2001
Turkmenistan		In force: 3 Jan. 2006	673	In force: 3 Jan. 2006
Tuvalu	X	In force: 15 March 1991	391	
Uganda	Amended: 24 June 2009	In force: 14 Feb. 2006	674	In force: 14 Feb. 2006
Ukraine		In force: 22 Jan. 1998	550	In force: 24 Jan. 2006
United Arab Emirates		In force: 9 Oct. 2003	622	In force: 20 Dec. 2010
United Kingdom	Signed: 6 Jan. 1993	In force: 14 Dec. 1972 ³³ In force: 14 Aug. 1978 Signed: 6 Jan. 1993 ¹⁵	175 263*	In force: 30 April 2004
United Republic of Tanzania	Amended: 10 June 2009	In force: 7 Feb. 2005	643	In force: 7 Feb. 2005
United States of America	X	In force: 9 Dec. 1980 In force: 6 April 1989 ¹⁵	288* 366	In force: 6 Jan. 2009
Uruguay ²		In force: 17 Sept. 1976	157	In force: 30 April 2004
Uzbekistan		In force: 8 Oct. 1994	508	In force: 21 Dec. 1998
Vanuatu	In force: 21 May 2013	In force: 21 May 2013	852	In force: 21 May 2013

State ^a	Small quantities protocols ^b	Safeguards agreements ^c	INFCIRC	Additional protocols
Venezuela, Bolivarian Republic of ²		In force: 11 March 1982	300	
Viet Nam		In force: 23 Feb. 1990	376	In force: 17 Sept. 2012
Yemen	X	In force: 14 Aug. 2002	614	
Zambia	X	In force: 22 Sept. 1994	456	Signed: 13 May 2009
Zimbabwe	Amended: 31 Aug. 2011	In force: 26 June 1995	483	

Key

Bold States not party to the Treaty on the Non-Proliferation of Nuclear Weapons (NPT) whose safeguards agreements are of INFCIRC/66-type.

Italics States Parties to the NPT that have not yet brought into force comprehensive safeguards agreements (CSAs) pursuant to Article III of the NPT.

* Voluntary offer safeguards agreement with NPT nuclear-weapon States.

X 'X' in the 'small quantities protocols' column indicates that the State has an operative small quantities protocol (SQP). 'Amended' indicates that the operative SQP is based on the revised standard SQP text.

NB: This table does not aim at listing all safeguards agreements that the Agency has concluded. Not included are agreements under which the application of safeguards has been suspended upon the entry into force of a CSA. Unless otherwise indicated, the safeguards agreements referred to are CSAs concluded pursuant to the NPT.

^a An entry in this column does not imply the expression of any opinion whatsoever on the part of the Agency concerning the legal status of any country or territory or of its authorities, or concerning the delimitation of its frontiers.

^b Provided that they meet certain eligibility criteria (including that the quantities of nuclear material do not exceed the limits set out in paragraph 37 of INFCIRC/153(Corrected)), countries have the option to conclude an SQP to their CSAs that holds in abeyance the implementation of most of the detailed provisions set out in Part II of the CSAs as long as eligibility criteria continue to apply. This column contains countries whose CSA with an SQP based on the original standard text has been approved by the Board of Governors and for which, as far as the Secretariat is aware, these eligibility criteria continue to apply. For those States that have accepted the revised standard SQP text (approved by the Board of Governors on 20 September 2005) the current status is reflected.

^c The Agency also applies safeguards for Taiwan, China, under two agreements, which entered into force on 13 October 1969 (INFCIRC/133) and 6 December 1971 (INFCIRC/158), respectively.

¹ *Sui generis* comprehensive safeguards agreement. On 28 November 2002, upon approval by the Board of Governors, an exchange of letters entered into force confirming that the safeguards agreement satisfies the requirement of Article III of the NPT.

² Safeguards agreement is pursuant to both the Treaty of Tlatelolco and the NPT.

³ Date refers to the safeguards agreement concluded between Argentina, Brazil, ABACC and the Agency. On 18 March 1997, upon approval by the Board of Governors, an exchange of letters entered into force between Argentina and the Agency confirming that the safeguards agreement satisfies the requirements of Article 13 of the Treaty of Tlatelolco and Article III of the NPT to conclude a safeguards agreement with the Agency.

⁴ The application of safeguards for Austria under the NPT bilateral safeguards agreement (INFCIRC/156), in force since 23 July 1972, was suspended on 31 July 1996, on which date the agreement of 5 April 1973 between the non-nuclear-weapon States of Euratom, Euratom and the Agency (INFCIRC/193), to which Austria had acceded, entered into force for Austria.

⁵ Date refers to a safeguards agreement pursuant to Article III of the NPT. Upon approval by the Board of Governors, an exchange of letters entered into force (for Saint Lucia on 12 June 1996 and for Belize, Dominica, Saint Kitts and Nevis and Saint Vincent and the Grenadines on 18 March 1997) confirming that the safeguards agreement satisfies the requirement of Article 13 of the Treaty of Tlatelolco.

⁶ Date refers to the safeguards agreement concluded between Argentina, Brazil, ABACC and the Agency. On 10 June 1997, upon approval by the Board of Governors, an exchange of letters entered into force between Brazil and the Agency confirming that the safeguards agreement satisfies the requirement of Article 13 of the Treaty of Tlatelolco. On 20 September 1999, upon approval by the Board of Governors, an exchange of letters entered into force confirming that the safeguards agreement also satisfies the requirement of Article III of the NPT.

- ⁷ The application of safeguards for Bulgaria under the NPT bilateral safeguards agreement (INFCIRC/178), in force since 29 February 1972, was suspended on 1 May 2009, on which date the agreement of 5 April 1973 between the non-nuclear-weapon States of Euratom, Euratom and the Agency (INFCIRC/193), to which Bulgaria had acceded, entered into force for Bulgaria.
- ⁸ Date refers to a safeguards agreement pursuant to Article 13 of the Treaty of Tlatelolco. Upon approval by the Board of Governors, an exchange of letters entered into force (for Chile on 9 September 1996; for Colombia on 13 June 2001; for Panama on 20 November 2003) confirming that the safeguards agreement satisfies the requirement of Article III of the NPT.
- ⁹ The application of safeguards for Croatia under the NPT bilateral safeguards agreement (INFCIRC/463), in force since 19 January 1995, was suspended on 1 April 2017, on which date the agreement of 5 April 1973 between the non-nuclear-weapon States of Euratom, Euratom and the Agency (INFCIRC/193), to which Croatia had acceded, entered into force for Croatia.
- ¹⁰ The application of safeguards for Cyprus under the NPT bilateral safeguards agreement (INFCIRC/189), in force since 26 January 1973, was suspended on 1 May 2008, on which date the agreement of 5 April 1973 between the non-nuclear-weapon States of Euratom, Euratom and the Agency (INFCIRC/193), to which Cyprus had acceded, entered into force for Cyprus.
- ¹¹ The application of safeguards for the Czech Republic under the NPT bilateral safeguards agreement (INFCIRC/541), in force since 11 September 1997, was suspended on 1 October 2009, on which date the agreement of 5 April 1973 between the non-nuclear-weapon States of Euratom, Euratom and the Agency (INFCIRC/193), to which the Czech Republic had acceded, entered into force for the Czech Republic.
- ¹² The application of safeguards for Denmark under the NPT bilateral safeguards agreement (INFCIRC/176), in force since 1 March 1972, was suspended on 21 February 1977, on which date the agreement of 5 April 1973 between the non-nuclear-weapon States of Euratom, Euratom and the Agency (INFCIRC/193) entered into force for Denmark. Since 21 February 1977, INFCIRC/193 also applies to the Faroe Islands. Upon Greenland's secession from Euratom as of 31 January 1985, INFCIRC/176 re-entered into force for Greenland. The Additional Protocol for Greenland entered into force on 22 March 2013 (INFCIRC/176/Add.1).
- ¹³ The application of safeguards for Estonia under the NPT bilateral safeguards agreement (INFCIRC/547), in force since 24 November 1997, was suspended on 1 December 2005, on which date the agreement of 5 April 1973 between the non-nuclear-weapon States of Euratom, Euratom and the Agency (INFCIRC/193), to which Estonia had acceded, entered into force for Estonia.
- ¹⁴ The application of safeguards for Finland under the NPT bilateral safeguards agreement (INFCIRC/155), in force since 9 February 1972, was suspended on 1 October 1995, on which date the agreement of 5 April 1973 between the non-nuclear-weapon States of Euratom, Euratom and the Agency (INFCIRC/193), to which Finland had acceded, entered into force for Finland.
- ¹⁵ The safeguards agreement is pursuant to Additional Protocol I to the Treaty of Tlatelolco.
- ¹⁶ The NPT safeguards agreement of 7 March 1972 concluded with the German Democratic Republic (INFCIRC/181) is no longer in force with effect from 3 October 1990, on which date the German Democratic Republic acceded to the Federal Republic of Germany.
- ¹⁷ The application of safeguards for Greece under the NPT bilateral safeguards agreement (INFCIRC/166), in force since 1 March 1972, was suspended on 17 December 1981, on which date the agreement of 5 April 1973 between the non-nuclear-weapon States of Euratom, Euratom and the Agency (INFCIRC/193), to which Greece had acceded, entered into force for Greece.
- ¹⁸ The application of safeguards for Hungary under the NPT bilateral safeguards agreement (INFCIRC/174), in force since 30 March 1972, was suspended on 1 July 2007, on which date the agreement of 5 April 1973 between the non-nuclear-weapon States of Euratom, Euratom and the Agency (INFCIRC/193), to which Hungary had acceded, entered into force for Hungary.
- ¹⁹ The application of safeguards for India under the safeguards agreement between the Agency, Canada and India (INFCIRC/211), in force since 30 September 1971, was suspended as of 20 March 2015. The application of safeguards for India under the following safeguards agreements between the Agency and India was suspended as of 30 June 2016: INFCIRC/260, in force since 17 November 1977; INFCIRC/360, in force since 27 September 1988; INFCIRC/374, in force since 11 October 1989; and INFCIRC/433, in force since 1 March 1994. Items subject to safeguards under the aforementioned safeguards agreements are subject to safeguards under the safeguards agreement between India and the Agency (INFCIRC/754), which entered into force on 11 May 2009.
- ²⁰ Pending entry into force, the additional protocol is being applied provisionally for the Islamic Republic of Iran as of 16 January 2016.
- ²¹ The application of safeguards for Latvia under the NPT bilateral safeguards agreement (INFCIRC/434), in force since 21 December 1993, was suspended on 1 October 2008, on which date the agreement of 5 April 1973 between the non-nuclear-weapon States of Euratom, Euratom and the Agency (INFCIRC/193), to which Latvia had acceded, entered into force for Latvia.
- ²² The application of safeguards for Lithuania under the NPT bilateral safeguards agreement (INFCIRC/413), in force since 15 October 1992, was suspended on 1 January 2008, on which date the agreement of 5 April 1973 between the non-nuclear-weapon States of Euratom, Euratom and the Agency (INFCIRC/193), to which Lithuania had acceded, entered into force for Lithuania.
- ²³ The application of safeguards for Malta under the NPT bilateral safeguards agreement (INFCIRC/387), in force since 13 November 1990, was suspended on 1 July 2007, on which date the agreement of 5 April 1973 between the non-nuclear-weapon States of Euratom, Euratom and the Agency (INFCIRC/193), to which Malta had acceded, entered into force for Malta.

- ²⁴ The safeguards agreement was concluded pursuant to both the Treaty of Tlatelolco and the NPT. The application of safeguards under an earlier safeguards agreement pursuant to the Treaty of Tlatelolco, which entered into force on 6 September 1968 (INFCIRC/118), was suspended as of 14 September 1973.
- ²⁵ Whereas the NPT safeguards agreement and SQP with New Zealand (INFCIRC/185) also apply to Cook Islands and Niue, the additional protocol thereto (INFCIRC/185/Add.1) does not apply to those territories. Amendments to the SQP entered into force only for New Zealand on 24 February 2014 (INFCIRC/185/Mod.1).
- ²⁶ The application of safeguards for Poland under the NPT bilateral safeguards agreement (INFCIRC/179), in force since 11 October 1972, was suspended on 1 March 2007, on which date the agreement of 5 April 1973 between the non-nuclear-weapon States of Euratom, Euratom and the Agency (INFCIRC/193), to which Poland had acceded, entered into force for Poland.
- ²⁷ The application of safeguards for Portugal under the NPT bilateral safeguards agreement (INFCIRC/272), in force since 14 June 1979, was suspended on 1 July 1986, on which date the agreement of 5 April 1973 between the non-nuclear-weapon States of Euratom, Euratom and the Agency (INFCIRC/193), to which Portugal had acceded, entered into force for Portugal.
- ²⁸ The application of safeguards for Romania under the NPT bilateral safeguards agreement (INFCIRC/180), in force since 27 October 1972, was suspended on 1 May 2010, on which date the agreement of 5 April 1973 between the non-nuclear-weapon States of Euratom, Euratom and the Agency (INFCIRC/193), to which Romania had acceded, entered into force for Romania.
- ²⁹ The NPT safeguards agreement concluded with the Socialist Federal Republic of Yugoslavia (INFCIRC/204), which entered into force on 28 December 1973, continues to be applied for Serbia to the extent relevant to the territory of Serbia.
- ³⁰ The application of safeguards for Slovakia under the NPT bilateral safeguards agreement with the Czechoslovak Socialist Republic (INFCIRC/173), in force since 3 March 1972, was suspended on 1 December 2005, on which date the agreement of 5 April 1973 between the non-nuclear-weapon States of Euratom, Euratom and the Agency (INFCIRC/193), to which Slovakia had acceded, entered into force for Slovakia.
- ³¹ The application of safeguards for Slovenia under the NPT bilateral safeguards agreement (INFCIRC/538), in force since 1 August 1997, was suspended on 1 September 2006, on which date the agreement of 5 April 1973 between the non-nuclear-weapon States of Euratom, Euratom and the Agency (INFCIRC/193), to which Slovenia had acceded, entered into force for Slovenia.
- ³² The application of safeguards for Sweden under the NPT bilateral safeguards agreement (INFCIRC/234), in force since 14 April 1975, was suspended on 1 June 1995, on which date the agreement of 5 April 1973 between the non-nuclear-weapon States of Euratom, Euratom and the Agency (INFCIRC/193), to which Sweden had acceded, entered into force for Sweden.
- ³³ Date refers to the INFCIRC/66-type safeguards agreement, concluded between the United Kingdom and the Agency, which remains in force.

Table A7. Participation in multilateral treaties for which the Director General is the depositary (status as of 31 December 2017)

	State/Organization	P&I	ENC	AC	CNS	JC	CPPNM	A-CPPNM	VC	A-VC	CSC	JP
*	Afghanistan						X					
*	Albania	X	X	X	X	X	X	X				
*	Algeria		X	X			X	X				
	Andorra						X					
*	Angola		X									
*	Antigua and Barbuda						X	X				
*	Argentina	X	X	X	X	X	X	X	X	X	X	
*	Armenia		X	X	X	X	X	X	X			
*	Australia	X	X	X	X	X	X	X				
*	Austria		X	X	X	X	X	X				
*	Azerbaijan						X	X				
*	Bahamas						X					
*	Bahrain		X		X		X	X				
*	Bangladesh		X	X	X		X	X				
*	Barbados											
*	Belarus	X	X	X	X	X	X		X	X		
*	Belgium	X	X	X	X	X	X	X				
*	Belize											
*	Benin	X										
	Bhutan											
*	Bolivia, Plurinational State of	X	X	X			X	X	X			
*	Bosnia and Herzegovina	X	X	X	X	X	X	X	X	X		
*	Botswana		X	X		X	X	X				
*	Brazil	X	X	X	X	X	X		X			
*	Brunei Darussalam											
*	Bulgaria	X	X	X	X	X	X	X	X			X

	State/Organization	P&I	ENC	AC	CNS	JC	CPPNM	A-CPPNM	VC	A-VC	CSC	JP
*	Burkina Faso		X	X			X	X				
*	Burundi											
	Cabo Verde						X					
*	Cambodia		X		X		X					
*	Cameroon	X	X	X			X	X	X			X
*	Canada	X	X	X	X	X	X	X			X	
*	Central African Republic						X					
*	Chad											
*	Chile	X	X	X	X	X	X	X	X			X
*	China	X	X	X	X	X	X	X				
*	Colombia	X	X	X			X	X				
	Comoros						X					
*	Congo											
*	Costa Rica		X	X			X	X				
*	Côte d'Ivoire						X	X				
*	Croatia	X	X	X	X	X	X	X	X			X
*	Cuba	X	X	X	X	X	X	X	X			
*	Cyprus	X	X	X	X	X	X	X				
*	Czech Republic	X	X	X	X	X	X	X	X			X
	Dem. People's Rep. of Korea											
*	Dem. Rep. of the Congo	X					X					
*	Denmark	X	X	X	X	X	X	X				X
*	Djibouti						X	X				
*	Dominica						X					
*	Dominican Republic		X				X	X				
*	Ecuador	X					X	X				
*	Egypt	X	X	X					X			X
*	El Salvador		X	X			X	X				

	State/Organization	P&I	ENC	AC	CNS	JC	CPPNM	A-CPPNM	VC	A-VC	CSC	JP
	Equatorial Guinea						X					
*	Eritrea											
*	Estonia	X	X	X	X	X	X	X	X			X
*	Ethiopia											
*	Fiji						X	X				
*	Finland	X	X	X	X	X	X	X				X
*	France		X	X	X	X	X	X				X
*	Gabon		X	X		X	X	X				
	Gambia											
*	Georgia		X			X	X	X				
*	Germany	X	X	X	X	X	X	X				X
*	Ghana	X	X	X	X	X	X	X			X	
*	Greece	X	X	X	X	X	X	X				X
	Grenada						X					
*	Guatemala		X	X			X					
	Guinea						X					
	Guinea-Bissau						X					
*	Guyana						X					
*	Haiti											
*	Holy See	X										
*	Honduras						X					
*	Hungary	X	X	X	X	X	X	X	X			X
*	Iceland	X	X	X	X	X	X	X				
*	India	X	X	X	X		X	X			X	
*	Indonesia	X	X	X	X	X	X	X				
*	Iran, Islamic Republic of	X	X	X								
*	Iraq	X	X	X			X					
*	Ireland	X	X	X	X	X	X	X				

	State/Organization	P&I	ENC	AC	CNS	JC	CPPNM	A-CPPNM	VC	A-VC	CSC	JP
*	Israel		X	X			X	X				
*	Italy	X	X	X	X	X	X	X				X
*	Jamaica	X					X	X				
*	Japan	X	X	X	X	X	X	X			X	
*	Jordan	X	X	X	X	X	X	X	X	X		
*	Kazakhstan	X	X	X	X	X	X	X	X	X		
*	Kenya						X	X				
	Kiribati											
*	Korea, Republic of	X	X	X	X	X	X	X				
*	Kuwait	X	X	X	X		X	X				
*	Kyrgyzstan					X	X	X				
*	Lao People's Dem. Rep.		X	X			X					
*	Latvia	X	X	X	X	X	X	X	X	X		X
*	Lebanon		X	X	X		X		X			
*	Lesotho		X	X		X	X	X				
*	Liberia											
*	Libya		X	X	X		X	X				
*	Liechtenstein		X	X			X	X				
*	Lithuania	X	X	X	X	X	X	X	X			X
*	Luxembourg	X	X	X	X	X	X	X				
*	Madagascar		X	X	X	X	X	X				
*	Malawi						X					
*	Malaysia		X	X								
	Maldives											
*	Mali		X	X	X		X	X				
*	Malta				X	X	X	X				
*	Marshall Islands						X	X				
*	Mauritania		X	X		X	X	X				

	State/Organization	P&I	ENC	AC	CNS	JC	CPPNM	A-CPPNM	VC	A-VC	CSC	JP
*	Mauritius	X	X	X		X			X			
*	Mexico	X	X	X	X		X	X	X			
	Micronesia, Federated States of											
*	Monaco		X	X			X	X				
*	Mongolia	X	X	X			X					
*	Montenegro	X	X	X	X	X	X	X	X	X	X	
*	Morocco	X	X	X		X	X	X		X	X	
*	Mozambique	X	X	X			X					
*	Myanmar		X		X		X	X				
*	Namibia						X	X				
	Nauru						X	X				
*	Nepal											
*	Netherlands	X	X	X	X	X	X	X				X
*	New Zealand	X	X	X			X	X				
*	Nicaragua	X	X	X			X	X				
*	Niger	X		X	X	X	X	X	X	X		
*	Nigeria	X	X	X	X	X	X	X	X			
	Niue						X					
*	Norway	X	X	X	X	X	X	X				X
*	Oman	X	X	X	X	X	X					
*	Pakistan	X	X	X	X		X	X				
*	Palau	X					X					
*	Panama		X	X			X					
*	Papua New Guinea											
*	Paraguay		X	X	X		X	X				
*	Peru		X	X	X	X	X	X	X			
*	Philippines	X	X	X			X		X			
*	Poland	X	X	X	X	X	X	X	X	X		X

	State/Organization	P&I	ENC	AC	CNS	JC	CPPNM	A-CPPNM	VC	A-VC	CSC	JP
*	Portugal	X	X	X	X	X	X	X				
*	Qatar		X	X			X	X				
*	Republic of Moldova	X	X	X	X	X	X	X	X			
*	Romania	X	X	X	X	X	X	X	X	X	X	X
*	Russian Federation	X	X	X	X	X	X	X	X			
*	Rwanda						X					
	Saint Kitts and Nevis						X					
	Saint Lucia						X	X				
*	St Vincent and the Grenadines		X	X					X			X
	Samoa											
*	San Marino						X	X				
	São Tomé and Príncipe											
*	Saudi Arabia		X	X	X	X	X	X	X	X		
*	Senegal	X	X	X	X	X	X	X	X			
*	Serbia	X	X	X			X	X	X			
*	Seychelles						X	X				
*	Sierra Leone											
*	Singapore	X	X	X	X		X	X				
*	Slovakia	X	X	X	X	X	X	X	X			X
*	Slovenia	X	X	X	X	X	X	X				X
	Solomon Islands											
	Somalia											
*	South Africa	X	X	X	X	X	X					
*	Spain	X	X	X	X	X	X	X				
*	Sri Lanka		X	X	X							
*	Sudan						X					
	Suriname											
*	Swaziland						X	X				

	State/Organization	P&I	ENC	AC	CNS	JC	CPPNM	A-CPPNM	VC	A-VC	CSC	JP
*	Sweden	X	X	X	X	X	X	X				X
*	Switzerland	X	X	X	X	X	X	X				
*	Syrian Arab Republic	X			X							
*	Tajikistan	X	X	X		X	X	X				
*	Thailand	X	X	X								
*	The former Yugoslav Republic of Macedonia		X	X	X	X	X	X	X			
	Timor Leste											
*	Togo						X					
	Tonga						X					
*	Trinidad and Tobago						X		X			
*	Tunisia	X	X	X	X		X	X				
*	Turkey	X	X	X	X		X	X				X
*	Turkmenistan						X	X				
	Tuvalu											
*	Uganda						X					
*	Ukraine	X	X	X	X	X	X	X	X			X
*	United Arab Emirates		X	X	X	X	X	X		X	X	X
*	United Kingdom	X	X	X	X	X	X	X				
*	United Republic of Tanzania		X	X			X					
*	United States of America		X	X	X	X	X	X			X	
*	Uruguay		X	X	X	X	X	X	X			X
*	Uzbekistan					X	X	X				
*	Vanuatu											
*	Venezuela, Bolivarian Republic of		X									
*	Viet Nam	X	X	X	X	X	X	X				
*	Yemen						X					
*	Zambia						X					
*	Zimbabwe											

State/Organization	P&I	ENC	AC	CNS	JC	CPPNM	A-CPPNM	VC	A-VC	CSC	JP
Euratom		X	X	X	X	X	X				
FAO		X	X								
WHO		X	X								
WMO		X	X								

P&I	Agreement on the Privileges and Immunities of the IAEA
ENC	Convention on Early Notification of a Nuclear Accident
AC	Convention on Assistance in the Case of a Nuclear Accident or Radiological Emergency
CNS	Convention on Nuclear Safety
JC	Joint Convention on the Safety of Spent Fuel Management and on the Safety of Radioactive Waste Management
CPPNM	Convention on the Physical Protection of Nuclear Material
A-CPPNM	Amendment to the Convention on the Physical Protection of Nuclear Material
VC	Vienna Convention on Civil Liability for Nuclear Damage
A-VC	Protocol to Amend the Vienna Convention on Civil Liability for Nuclear Damage
CSC	Convention on Supplementary Compensation for Nuclear Damage
JP	Joint Protocol Relating to the Application of the Vienna Convention and the Paris Convention
*	Agency Member State
X	Party

**Table A8. Member States that have concluded a Revised Supplementary Agreement
(status as of 31 December 2017)**

Afghanistan	Georgia	Oman
Albania	Ghana	Pakistan
Algeria	Greece	Palau
Angola	Guatemala	Panama
Antigua and Barbuda	Haiti	Paraguay
Argentina	Honduras	Peru
Armenia	Hungary	Philippines
Azerbaijan	Iceland	Poland
Bahrain	Indonesia	Portugal
Bangladesh	Iran, Islamic Republic of	Qatar
Belarus	Iraq	Republic of Moldova
Belize	Ireland	Romania
Benin	Israel	Rwanda
Bolivia, Plurinational State of	Jamaica	Saudi Arabia
Bosnia and Herzegovina	Jordan	Senegal
Botswana	Kazakhstan	Serbia
Brazil	Kenya	Seychelles
Bulgaria	Korea, Republic of	Sierra Leone
Burkina Faso	Kuwait	Singapore
Burundi	Kyrgyzstan	Slovakia
Cambodia	Lao People's Democratic Republic	Slovenia
Cameroon	Latvia	South Africa
Central African Republic	Lebanon	Spain
Chad	Lesotho	Sri Lanka
Chile	Libya	Sudan
China	Lithuania	Swaziland
Colombia	Madagascar	Syrian Arab Republic
Congo	Malawi	Tajikistan
Costa Rica	Malaysia	Thailand
Côte d'Ivoire	Mali	The former Yugoslav Republic of Macedonia
Croatia	Malta	Togo
Cuba	Marshall Islands	Tunisia
Cyprus	Mauritania	Turkey
Czech Republic	Mauritius	Uganda
Democratic Republic of the Congo	Mexico	Ukraine
Djibouti	Mongolia	United Arab Emirates
Dominica	Montenegro	United Republic of Tanzania
Dominican Republic	Morocco	Uruguay
Ecuador	Mozambique	Uzbekistan
Egypt	Myanmar	Vanuatu
El Salvador	Namibia	Venezuela, Bolivarian Republic of
Estonia	Nepal	Viet Nam
Ethiopia	Nicaragua	Zambia
Fiji	Niger	Zimbabwe
Gabon	Nigeria	

**Table A9. Acceptance of Amendment to Article VI of the Agency's Statute
(status as of 31 December 2017)**

Afghanistan	Germany	Netherlands
Albania	Greece	Norway
Algeria	Holy See	Pakistan
Argentina	Hungary	Panama
Austria	Iceland	Peru
Belarus	Ireland	Poland
Bosnia and Herzegovina	Israel	Portugal
Brazil	Italy	Republic of Moldova
Bulgaria	Japan	Romania
Canada	Korea, Republic of	Slovakia
Colombia	Latvia	Slovenia
Croatia	Libya	South Africa
Cyprus	Liechtenstein	Spain
Czech Republic	Lithuania	Sweden
Denmark	Luxembourg	Switzerland
El Salvador	Malta	Tunisia
Estonia	Mexico	Turkey
Ethiopia	Monaco	Ukraine
Finland	Morocco	United Kingdom
France	Myanmar	Uruguay

**Table A10. Acceptance of Amendment to Article XIV.A of the Agency's Statute
(status as of 31 December 2017)**

Albania	Greece	Pakistan
Algeria	Holy See	Peru
Argentina	Hungary	Poland
Australia	Iceland	Portugal
Austria	Iran, Islamic Republic of	Republic of Moldova
Belarus	Ireland	Romania
Bosnia and Herzegovina	Italy	Seychelles
Brazil	Japan	Slovakia
Bulgaria	Kenya	Slovenia
Canada	Korea, Republic of	South Africa
Colombia	Latvia	Spain
Croatia	Liechtenstein	Sweden
Cyprus	Lithuania	Switzerland
Czech Republic	Luxembourg	Syrian Arab Republic
Denmark	Malta	Tunisia
Ecuador	Mexico	Turkey
Estonia	Monaco	Ukraine
Finland	Myanmar	United Kingdom
France	Netherlands	
Germany	Norway	

Table A11. Conventions negotiated and adopted under the auspices of the Agency and/or for which the Director General is the depositary (status and relevant developments)

Agreement on the Privileges and Immunities of the IAEA (reproduced in INFCIRC/9/Rev.2). In 2017, the status of the Agreement remained unchanged with 84 Parties.

Convention on Early Notification of a Nuclear Accident (reproduced in INFCIRC/335). Entered into force on 27 October 1986. In 2017, 1 State became a Party to the Convention. By the end of the year, there were 121 Parties.

Convention on Assistance in the Case of a Nuclear Accident or Radiological Emergency (reproduced in INFCIRC/336). Entered into force on 26 February 1987. In 2017, 2 States became Parties to the Convention. By the end of the year there were 115 Parties.

Convention on Nuclear Safety (reproduced in INFCIRC/449). Entered into force on 24 October 1996. In 2017, 5 States became Parties to the Convention. By the end of the year, there were 83 Parties.

Joint Convention on the Safety of Spent Fuel Management and on the Safety of Radioactive Waste Management (reproduced in INFCIRC/546). Entered into force on 18 June 2001. In 2017, 3 States became Parties to the Convention. By the end of the year, there were 76 Parties.

Convention on the Physical Protection of Nuclear Material (reproduced in INFCIRC/274/Rev.1). Entered into force on 8 February 1987. In 2017, 1 State became a Party to the Convention. By the end of the year, there were 155 Parties.

Amendment to the Convention on the Physical Protection of Nuclear Material. Entered into force on 8 May 2016. In 2017, 9 States adhered to the Amendment. By the end of the year, there were 115 Parties.

Vienna Convention on Civil Liability for Nuclear Damage (reproduced in INFCIRC/500). Entered into force on 12 November 1977. In 2017, the status of the Convention remained unchanged with 40 Parties.

Optional Protocol Concerning the Compulsory Settlement of Disputes (reproduced in INFCIRC/500/Add.3). Entered into force on 13 May 1999. In 2017, the status of the Protocol remained unchanged with 2 Parties.

Protocol to Amend the Vienna Convention on Civil Liability for Nuclear Damage (reproduced in INFCIRC/566). Entered into force on 4 October 2003. In 2017, the status of the Protocol remained unchanged with 13 Parties.

Convention on Supplementary Compensation for Nuclear Damage (reproduced in INFCIRC/567). Entered into force on 17 April 2015. In 2017, 1 State became a Party to the Convention. By the end of the year, there were 10 Parties.

Joint Protocol Relating to the Application of the Vienna Convention and the Paris Convention (reproduced in INFCIRC/402). Entered into force on 27 April 1992. In 2017, the status of the Protocol remained unchanged with 28 Parties.

Revised Supplementary Agreement Concerning the Provision of Technical Assistance by the IAEA (RSA). In 2017, 2 States concluded an RSA. By the end of the year, there were 134 States party to an RSA Agreement.

Regional Co-operative Agreement for Research, Development and Training Related to Nuclear Science and Technology, 2017 (2017 RCA) (reproduced in INFCIRC/919). Entered into force on 11 June 2017. In 2017, 15 States became Parties to the Agreement. By the end of the year, there were 15 Parties.

African Regional Co-operative Agreement for Research, Development and Training Related to Nuclear Science and Technology (AFRA) (Fifth Extension) (reproduced in INFCIRC/377/Add.20). Entered into force on 4 April 2015. In 2017, 10 States became Parties to the Agreement. By the end of the year, there were 37 Parties.

Co-operation Agreement for the Promotion of Nuclear Science and Technology in Latin America and the Caribbean (ARCAL) (First Extension) (reproduced in INFCIRC/582/Add.4). Entered into force on 5 September 2015. In 2017, 2 States became Parties to the Agreement. By the end of the year, there were 21 Parties.

Co-operative Agreement for Arab States in Asia for Research, Development and Training Related to Nuclear Science and Technology (ARASIA) (Second Extension) (reproduced in INFCIRC/613/Add.3). Entered into force on 29 July 2014. In 2017, the status of the Agreement remained unchanged with 9 Parties.

Agreement on the Establishment of the ITER International Fusion Energy Organization for the Joint Implementation of the ITER Project (reproduced in INFCIRC/702). Entered into force on 24 October 2007. In 2017, the status of the Agreement remained unchanged with 7 Parties.

Agreement on the Privileges and Immunities of the ITER International Fusion Energy Organization for the Joint Implementation of the ITER Project (reproduced in INFCIRC/703). Entered into force on 24 October 2007. In 2017, the status of the Agreement remained unchanged with 6 Parties.

**Table A12. Nuclear power reactors in operation and under construction in the world
(as of 31 December 2017)^a**

Country	Reactors in operation		Reactors under construction		Nuclear electricity supplied in 2017		Total operating experience through 2017	
	No. of units	Total MW(e)	No. of units	Total MW(e)	TW-h	% of total	Years	Months
Argentina	3	1 633	1	25	5.7	4.5	82	2
Armenia	1	375			2.4	32.5	43	8
Bangladesh			1	1 080				
Belarus			2	2 220				
Belgium	7	5 918			40.2	49.9	289	7
Brazil	2	1 884	1	1 340	14.9	2.7	53	3
Bulgaria	2	1 926			14.9	34.3	163	3
Canada	19	13 554			95.1	14.6	731	6
China	39	34 514	18	19 016	232.8	3.9	280	9
Czech Republic	6	3 930			26.8	33.1	158	10
Finland	4	2 769	1	1 600	21.6	33.2	155	4
France	58	63 130	1	1 630	381.8	71.6	2 164	4
Germany	7	9 515			72.2	11.6	832	7
Hungary	4	1 889			15.2	50.0	130	2
India	22	6 255	7	4 824	34.9 ^b	3.2	482	11
Iran, Islamic Republic of	1	915			6.4	2.2	6	4
Japan	42	39 752	2	2 653	29.3	3.6	1 823	5
Korea, Republic of	24	22 494	4	5 360	141.3	27.1	523	5
Mexico	2	1 552			10.6	6.0	51	11
Netherlands	1	482			3.3	2.9	73	0
Pakistan	5	1 318	2	2 028	8.1	6.2	72	5
Romania	2	1 300			10.6	17.7	31	11
Russian Federation	35	26 142	7	5 520	190.1	17.8	1 261	9
Slovakia	4	1 814	2	880	14.0	54.0	164	7
Slovenia	1	688			6.0	39.1	36	3

Country	Reactors in operation		Reactors under construction		Nuclear electricity supplied in 2017		Total operating experience through 2017	
	No. of units	Total MW(e)	No. of units	Total MW(e)	TW-h	% of total	Years	Months
South Africa	2	1 860			15.1	6.7	66	3
Spain	7	7 121			55.6	21.2	329	1
Sweden	8	8 629			63.1	39.6	451	0
Switzerland	5	3 333			19.6	33.4	214	11
Ukraine	15	13 107	2	2 070	80.4	55.1	488	6
United Arab Emirates			4	5 380				
United Kingdom	15	8 918			63.9	19.3	1 589	7
United States of America	99	99 952	2	2 234	805.6	20.0	4 309	9
Total^{c, d}	448	391 721	59	60 460	2 503.1		17 430	6

^a Data are from the Agency's Power Reactor Information System (PRIS) (<http://www.iaea.org/pris>).

^b Electricity data for India are based on the provided annual country level value, as data from some individual reactors were not available at the time this report was issued.

^c The total figures include the following data from Taiwan, China: 6 units, 5052 MW(e) in operation; 2 units, 2600 MW(e) under construction; 30.5 TW-h of nuclear electricity generation, representing 13.7% of the total electricity generated.

^d The total operating experience also includes shutdown plants in Italy (80 years, 8 months), Kazakhstan (25 years, 10 months), Lithuania (43 years, 6 months) and Taiwan, China (218 years, 1 month).

Table A13. Member State participation in selected Agency activities

Member State	No. of research contracts and agreements	No. of Collaborating Centres	Services provided to Member States					
			ALMERA ^a	Dosimetry audits for radiotherapy	Plant irradiation services	QUANUM ^b	QUAADRIL ^c	QUATRO ^d
Afghanistan								
Albania	1			3				
Algeria	4							
Angola	1			3				
Antigua and Barbuda				3				
Argentina	46		1					
Armenia	2							
Australia	41	1	3					
Austria	19		2		3			
Azerbaijan	1			3				
Bahamas				2				
Bahrain								
Bangladesh	25			14				
Barbados				1				
Belarus	4		1					
Belgium	22		2					
Belize								
Benin	1							
Bolivia, Plurinational State of								
Bosnia and Herzegovina			3	4				
Botswana	1							
Brazil	52	2	4			2		
Brunei Darussalam				3				
Bulgaria	7		2	30	1			
Burkina Faso	6	1			1			

Member State	No. of research contracts and agreements	No. of Collaborating Centres	Services provided to Member States					
			ALMERA ^a	Dosimetry audits for radiotherapy	Plant irradiation services	QUANUM ^b	QUAADRIL ^c	QUATRO ^d
Burundi					1			
Cambodia	1							
Cameroon	6				1			
Canada	35		3					
Central African Republic								
Chad								
Chile	18		1	8		1		
China	84		3	30				
Colombia	7			56				
Congo								
Costa Rica	4	1	1					
Côte d'Ivoire	1				1			
Croatia	13		2	14				
Cuba	13		3	11				
Cyprus			1	3				
Czech Republic	7		1					
Dem. Rep. of the Congo	1							
Denmark	3		1					
Djibouti	1							
Dominica								
Dominican Republic								
Ecuador	1		1	18				
Egypt	21		1			1		
El Salvador				5				
Eritrea								
Estonia	7		1	10				

Member State	No. of research contracts and agreements	No. of Collaborating Centres	Services provided to Member States					
			ALMERA ^a	Dosimetry audits for radiotherapy	Plant irradiation services	QUANUM ^b	QUAADRIL ^c	QUATRO ^d
Ethiopia	8		1					
Fiji								
Finland	8		1					
France	49	2	5					
Gabon								
Georgia	2			6				
Germany	47		3		6			
Ghana	12			2	1			
Greece	15		5					
Guatemala	7			2				
Guyana				1				
Haiti								
Holy See								
Honduras								
Hungary	17	2	2	19	1			
Iceland			1					
India	69	1	3	20				
Indonesia	21	2	1	2				
Iran, Islamic Republic of	13		1					
Iraq	1		1	8	3			
Ireland			1					
Israel	7		2	3		1		
Italy	51	1	8					
Jamaica	6		1	2				
Japan	48	2	1					
Jordan	6		1					

Member State	No. of research contracts and agreements	No. of Collaborating Centres	Services provided to Member States					
			ALMERA ^a	Dosimetry audits for radiotherapy	Plant irradiation services	QUANUM ^b	QUAADRIL ^c	QUATRO ^d
Kazakhstan	2		1	16				
Kenya	12		1	1				
Korea, Republic of	36	2	2					
Kuwait	5		1			1		
Kyrgyzstan								
Lao People's Dem. Rep.	1							
Latvia			1	5				
Lebanon	2		1	5		1		1
Lesotho					1			
Liberia								
Libya								
Liechtenstein								
Lithuania	5		3	6				
Luxembourg			1					
Madagascar	4		1					
Malawi					1			
Malaysia	24	2	1	16		1		
Mali	2				1			
Malta								
Marshall Islands								
Mauritania				2				
Mauritius	4					1		
Mexico	20	2	3	23				
Monaco								
Mongolia	3		1					
Montenegro	2		1	3				

Member State	No. of research contracts and agreements	No. of Collaborating Centres	Services provided to Member States					
			ALMERA ^a	Dosimetry audits for radiotherapy	Plant irradiation services	QUANUM ^b	QUAADRIL ^c	QUATRO ^d
Morocco	18	1	1	10				1
Mozambique								
Myanmar	2		1	3				
Namibia					1			
Nepal	1			2				
Netherlands	12	1	4		4			
New Zealand	3		1					
Nicaragua	1							
Niger								
Nigeria	5			3				
Norway	6		2					
Oman					1			
Pakistan	38		1					
Palau								
Panama	1		1	7				
Papua New Guinea	1							
Paraguay				4				
Peru	9		1	9				
Philippines	10	1	1	8				
Poland	23	1	5		1			
Portugal	9		1					
Qatar			1		2			
Republic of Moldova								
Romania	13		3	31	2			
Russian Federation	47		3	56				1
Rwanda								

Member State	No. of research contracts and agreements	No. of Collaborating Centres	Services provided to Member States					
			ALMERA ^a	Dosimetry audits for radiotherapy	Plant irradiation services	QUANUM ^b	QUAADRIL ^c	QUATRO ^d
Saint Vincent and the Grenadines								
San Marino								
Saudi Arabia	4	1	1	13				
Senegal	7				1			
Serbia	7		5	8				
Seychelles								
Sierra Leone					1			
Singapore	12		1					
Slovakia	5		3					
Slovenia	8		1	5				
South Africa	33		3	20		1		
Spain	38	1	2					
Sri Lanka	11		1	2				
Sudan	5			1	2			
Swaziland								
Sweden	9		2					
Switzerland	5	1	3					
Syrian Arab Republic	6		1					
Tajikistan	1		1					
Thailand	20		2	19		1	1	
The former Yugoslav Republic of Macedonia	5		1	5				
Togo								
Trinidad and Tobago								
Tunisia	6		1	5				

Member State	No. of research contracts and agreements	No. of Collaborating Centres	Services provided to Member States					
			ALMERA ^a	Dosimetry audits for radiotherapy	Plant irradiation services	QUANUM ^b	QUAADRIL ^c	QUATRO ^d
Turkey	17		2	42				
Turkmenistan								
Uganda	7							
Ukraine	23		1	39				
United Arab Emirates	1		2	1		1		
United Kingdom	47		4		3			
United Republic of Tanzania	2			3	1			
United States of America	114	1	7					
Uruguay	12		1					
Uzbekistan	2				2			
Vanuatu								
Venezuela, Bolivarian Republic of	2		2	1				
Viet Nam	21			1				
Yemen								
Zambia	5		1	3				
Zimbabwe				4	2			

^a ALMERA: Analytical Laboratories for the Measurement of Environmental Radioactivity.

^b QUANUM: Quality Management Audits in Nuclear Medicine Practices.

^c QUAADRIL: Quality Assurance Audit for Diagnostic Radiology Improvement and Learning.

^d QUATRO: Quality Assurance Team for Radiation Oncology.

Table A14. Advisory Missions on Regulatory Infrastructure for Radiation Safety (AMRAS) in 2017

Type	Country
AMRAS	Bahrain
AMRAS	Benin
AMRAS	Brunei Darussalam
AMRAS	Costa Rica
AMRAS	Honduras
AMRAS	Malawi
AMRAS	Panama
AMRAS	Papua New Guinea
AMRAS	Paraguay
AMRAS	Seychelles
AMRAS	Sudan
AMRAS	Vanuatu

Table A15. Integrated Review Service for Radioactive Waste and Spent Fuel Management, Decommissioning and Remediation (ARTEMIS) missions in 2017

Type	Country
ARTEMIS	Italy
ARTEMIS	Poland

Table A16. Education and Training Appraisal (EduTA) missions in 2017

Type	Country
EduTA	Argentina
EduTA	United Arab Emirates

Table A17. Emergency Preparedness Review (EPREV) missions in 2017

Type	Country
EPREV	Slovenia

Table A18. Integrated missions of the Agency's Programme of Action for Cancer Therapy (imPACT) in 2017

Type	Country
imPACT	Burundi
imPACT	Democratic Republic of the Congo
imPACT	Swaziland
imPACT	Togo

Table A19. Integrated Nuclear Infrastructure Review (INIR) missions in 2017

Type	Country
INIR	Ghana

Table A20. Integrated Safety Assessment of Research Reactors (INSARR) missions in 2017

Type	Country
INSARR	Jamaica
INSARR	Kazakhstan
INSARR	Norway
INSARR follow-up	Poland
INSARR follow-up	Turkey

Table A21. International Physical Protection Advisory Service (IPPAS) missions in 2017

Type	Country
IPPAS	China
IPPAS	Democratic Republic of the Congo
IPPAS	Germany
IPPAS	Lithuania
IPPAS follow-up	Australia
IPPAS follow-up	Hungary

Table A22. Integrated Regulatory Review Service (IRRS) missions in 2017

Type	Country
IRRS	Botswana
IRRS	Cyprus
IRRS	Ethiopia
IRRS	Guatemala
IRRS	Nigeria
IRRS	The former Yugoslav Republic of Macedonia
IRRS follow-up	Belgium
IRRS follow-up	Czech Republic
IRRS follow-up	France
IRRS follow-up	Greece
IRRS follow-up	Jordan
IRRS follow-up	Poland
IRRS follow-up	Romania

Table A23. Independent Safety Culture Assessment (ISCA) missions in 2017

Type	Country
ISCA	Netherlands

Table A24. Knowledge Management Assist Visit (KMAV) missions in 2017

Type	Organization/nuclear power plant	Country
KMAV	Daya Bay nuclear power plant	China
KMAV	CEZ, a.s. and Temelin nuclear power plant	Czech Republic
KMAV	Ignalina nuclear power plant	Lithuania
KMAV	Joint-Stock Company Atomstroyexport	Russian Federation
KMAV	Slovenské Elektrárne and Mochovce nuclear power plant	Slovakia

Table A25. Occupational Radiation Protection Appraisal Service (ORPAS) missions in 2017

Type	Country
ORPAS	Chile
ORPAS	Malaysia
ORPAS	Morocco
ORPAS	Paraguay
ORPAS preparatory	Nicaragua
ORPAS preparatory	Panama

Table A26. Operational Safety Review Team (OSART) missions in 2017

Type	Country
OSART	China
OSART	Finland
OSART	France
OSART	Russian Federation
OSART	Slovenia
OSART	United Arab Emirates
OSART	United States of America
OSART follow-up	Canada
OSART follow-up	France
OSART follow-up	Japan
OSART follow-up	Netherlands
OSART follow-up	Pakistan
OSART follow-up	Russian Federation
OSART follow-up	United Kingdom

Table A27. Peer Review of Operational Safety Performance Experience (PROSPER) missions in 2017

Type	Country
PROSPER	Russian Federation (two missions)

Table A28. Safety Aspects of Long Term Operation (SALTO) missions in 2017

Type	Country
SALTO	Belgium
SALTO	China
SALTO	Sweden
SALTO follow-up	Mexico
SALTO preparatory	Brazil
SALTO preparatory	Sweden
SALTO preparatory	Ukraine

Table A29. Site and External Events Design (SEED) missions in 2017

Type	Country
SEED	Belarus
SEED	Indonesia
SEED	Korea, Republic of
SEED	Turkey
SEED	Uganda
SEED preparatory	Korea, Republic of
SEED preparatory	Thailand
SEED preparatory	Turkey

Table A30. IAEA-designated International Centres based on Research Reactors (ICERR) added in 2017

Type	Organization/Research centre	Country
ICERR	Nuclear Research Centre SCK•CEN	Belgium
ICERR	Idaho and Oak Ridge National Laboratories of the US Department of Energy	United States of America