

Annex

Table A1.	Allocation and utilization of regular budget resources in 2010
Table A2.	Extrabudgetary funds in support of the regular budget 2010
Table A3.	Disbursements by technical field and region in 2010
Table A4.	Amount of nuclear material at the end of 2010 by type of agreement
Table A5.	Number of facilities under safeguards during 2010
Table A6.	Conclusion of safeguards agreements, additional protocols and small quantities protocols
Table A7.	Participation by States in multilateral treaties for which the Director General is depositary, conclusion of Revised Supplementary Agreements and acceptance of amendments to Articles VI and XIV.A of the Agency's Statute
Table A8.	Conventions negotiated and adopted under the auspices of the Agency and/or for which the Director General is the depositary
Table A9.	Nuclear power reactors in operation and under construction in the world
Table A10.	Integrated Regulatory Review Service (IRRS) missions in 2010
Table A11.	Advisory Missions on the Regulatory Infrastructure for the Control of Radioactive Sources in 2010
Table A12.	Operational Safety Review Team (OSART) missions in 2010
Table A13.	Peer Review of Operational Safety Performance Experience (PROSPER) missions in 2010
Table A14.	Safe Long Term Operation (SALTO) missions in 2010
Table A15.	Integrated Safety Assessment of Research Reactors (INSARR) missions in 2010
Table A16.	Emergency Preparedness Review (EPREV) missions in 2010
Table A17.	International Nuclear Security Advisory Service (INSServ) missions in 2010
Table A18.	International Physical Protection Advisory Service (IPPAS) missions in 2010
Table A19.	IAEA SSAC Advisory Service (ISSAS) missions in 2010
Table A20.	International Probabilistic Safety Assessment Review Team (IPSART) missions in 2010
Table A21.	International Team of Experts (ITE) missions in 2010
Table A22.	Coordinated research projects initiated in 2010
Table A23.	Coordinated research projects completed in 2010
Table A24.	Publications issued in 2010
Table A25.	Training courses, seminars and workshops in 2010
Table A26.	Relevant Agency web sites
Table A27.	Facilities under Agency safeguards or containing safeguarded material on 31 December 2010

Note: Tables A22–A27 are available on the attached CD-ROM.

Table A1. Allocation and utilization of regular budget resources in 2010
(unless otherwise indicated, the amounts in this table are in euros)

Programme / Major Programme	Budget		Expenditure			Unused (over- expended) Adjusted Budget (2) – (5) (6)	Balance (7)
	Original at \$1.0000	Adjusted at \$1.3248 ^a	Excluding transfers to Major Capital Investment Fund (3)	Amounts transferred to Major Capital Investment Fund ^b (4)	Total (3) + (4) (5)		
Operational and Recurrent Portion of the Regular Budget							
1. Nuclear Power, Fuel Cycle and Nuclear Science							
Overall Management, Coordination and Common Activities	1 056 341	999 304	987 933	410 000	1 397 933	(398 629)	–
Nuclear Power	6 683 614	6 270 745	5 779 608	–	5 779 608	491 137	–
Nuclear Fuel Cycle and Materials Technologies	3 130 847	2 921 764	2 794 087	–	2 794 087	127 677	–
Capacity Building and Nuclear Knowledge Maintenance for Sustainable Energy Development	11 226 453	10 649 659	9 841 795	–	9 841 795	807 864	–
Nuclear Science	9 693 404	9 238 570	8 666 768	–	8 666 768	571 802	–
Subtotal — Major Programme 1	31 790 659	30 080 042	28 070 191	410 000	28 480 191	1 599 851	–
2. Nuclear Techniques for Development and Environmental Protection							
Overall Management, Coordination and Common Activities	4 502 838	4 322 420	3 997 287	480 000	4 477 287	(154 867)	–
Management of the Coordinated Research Activities	688 359	657 853	650 225	–	650 225	7 628	–
Food and Agriculture	11 209 046	10 725 409	10 797 544	–	10 797 544	(72 135)	–
Human Health	9 015 728	8 555 042	8 181 915	–	8 181 915	373 127	–
Water Resources	3 291 307	3 135 165	3 052 746	–	3 052 746	82 419	–
Environment	5 723 602	5 439 714	5 467 557	–	5 467 557	(27 843)	–
Radioisotope Production and Radiation Technology	2 120 951	2 006 405	1 865 841	–	1 865 841	140 564	–
Subtotal — Major Programme 2	36 551 831	34 842 008	34 013 115	480 000	34 493 115	348 893	–
3. Nuclear Safety and Security							
Enhancing the Global Nuclear Safety and Security Regime	755 029	713 059	832 745	380 000	1 212 745	(499 686)	–
Fostering Safety and Security Infrastructure and Improving Capacity Building	224 350	216 951	200 638	–	200 638	16 313	–
Strengthening Communication and Knowledge Management	236 661	229 224	127 589	–	127 589	101 635	–
Incident and Emergency Preparedness and Response	3 307 712	3 109 572	2 994 154	–	2 994 154	115 418	–
Safety of Nuclear Installations	9 405 649	8 899 745	8 491 819	–	8 491 819	407 926	–
Radiation and Transport Safety	5 710 816	5 420 311	5 290 557	–	5 290 557	129 754	–
Management of Radioactive Waste	6 714 011	6 340 880	6 179 329	–	6 179 329	161 551	–
Nuclear Security	3 194 822	3 013 073	3 007 924	–	3 007 924	5 149	–
Subtotal — Major Programme 3	29 549 050	27 942 815	27 124 755	380 000	27 504 755	438 060	–
4. Nuclear Verification							
Overall Management, Coordination and Common Activities	1 148 036	1 087 833	1 449 248	1 580 000	3 029 248	(1 941 415)	–
Safeguards	120 394 548	114 253 999	107 143 416	–	107 143 416	7 110 583	–
Subtotal — Major Programme 4	121 542 584	115 341 832	108 592 664	1 580 000	110 172 664	5 169 168	–
5. Policy, Management and Administration Services							
Subtotal — Major Programme 5	77 594 649	74 973 176	71 401 824	1 010 000	72 411 824	2 561 352	–
6. Management of Technical Cooperation for Development							
Management of Technical Cooperation for Development	18 455 888	17 607 080	16 795 120	240 000	17 035 120	571 960	–
Subtotal — Major Programme 6	18 455 888	17 607 080	16 795 120	240 000	17 035 120	571 960	–
Total Operational Budget	315 484 661	300 786 953	285 997 669	4 100 000	290 097 669	10 689 284	–
Major Capital Investment Funding Requirements							
1. Nuclear Power, Fuel Cycle and Nuclear Science	–	–	–	–	–	–	–
2. Nuclear Techniques for Development and Environmental Protection	–	–	–	–	–	–	–
3. Nuclear Safety and Security	–	–	–	–	–	–	–
4. Nuclear Verification	–	–	–	–	–	–	–
5. Policy, Management and Administration Services	102 200	102 200	102 200	–	102 200	–	–
6. Management of Technical Cooperation for Development	–	–	–	–	–	–	–
Total Capital Budget	102 200	102 200	102 200	–	102 200	–	–
Total Agency Programmes	315 586 861	300 889 153	286 099 869	4 100 000	290 199 869	10 689 284	–
Reimbursable Work for Others	2 801 848	2 738 223	3 048 693	–	3 048 693	–	(310 470) ^c
Grand Total	318 388 709	303 627 376	289 148 562	4 100 000	293 248 562	10 689 284	(310 470)

^a General Conference Resolution GC(53)/RES/6 of September 2009 — revalued at the UN average rate of exchange of \$1.3248 to €1.00.

^b In accordance with *The Agency's Budget Update for 2011* (GC(54)/2) dated August 2010, €4.1 million was transferred to the Major Capital Investment Fund to support major infrastructural investments.

^c The amount of (€310 470) represents the costs of additional services provided to other VIC based organizations and to projects financed from the TCF and extrabudgetary resources.

Table A2. *Extrabudgetary funds in support of the regular budget 2010 (unless otherwise indicated, the amounts in this table are in euros)*

Programme / Major Programme	Extrabudgetary	Resources			Expenditure	Unused
	budget figures ^a	Unused balance as at 1 January 2010	New resources in 2010	Total available in 2010	as at 31 December 2010	balance
	(1)	(2)	(3)	(2) + (3) (4)	(5)	(4) – (5) (6)
1. Nuclear Power, Fuel Cycle and Nuclear Science						
Overall Management, Coordination and Common Activities	–	–	918 810	918 810	–	918 810
Nuclear Power	2 844 979	3 044 598	3 764 896	6 809 494	2 476 690	4 332 804
Nuclear Fuel Cycle and Materials Technologies	343 657	173 680	631 713	805 393	316 582	488 811
Capacity Building and Nuclear Knowledge Maintenance for Sustainable Energy Development	–	114 700	269 692	384 392	110 699	273 693
Nuclear Science	336 332	1 508 535	868 927	2 377 462	640 390	1 737 072
Subtotal — Major Programme 1	3 524 968	4 841 513	6 454 038	11 295 551	3 544 361	7 751 190
2. Nuclear Techniques for Development and Environmental Protection						
Overall Management, Coordination and Common Activities	–	124 319	–	124 319	77 021	47 298
Management of the Coordinated Research Activities	–	–	–	–	–	–
Food and Agriculture	–	452 937	1 723 882	2 176 819	1 344 572	832 247
Human Health	2 167 839	813 184	2 381 796	3 194 980	886 709	2 308 271
Water Resources	1 096 273	203 000	454 589	657 589	132 041	525 548
Environment	–	15 403	588 599	604 002	392 522	211 480
Radioisotope Production and Radiation Technology	321 404	3 811	(4 108) ^b	(297)	–	(297)
Subtotal — Major Programme 2	3 585 516	1 612 654	5 144 758	6 757 412	2 832 865	3 924 547
3. Nuclear Safety and Security						
Enhancing the Global Nuclear Safety and Security Regime	178 568	2 892	299 150	302 042	241 894	60 148
Fostering Safety and Security Infrastructure and Improving Capacity Building	–	–	535 279	535 279	184 269	351 010
Strengthening Communication and Knowledge Management	3 862 939	2 152 735	1 769 251	3 921 986	1 487 012	2 434 974
Incident and Emergency Preparedness and Response	129 205	1 134 473	639 252	1 773 725	412 038	1 361 687
Safety of Nuclear Installations	4 591 884	4 590 303	8 412 533	13 002 836	5 363 045	7 639 791
Radiation and Transport Safety	940 000	446 620	738 884	1 185 504	735 985	449 519
Management of Radioactive Waste	1 358 492	1 018 637	1 398 788	2 417 425	918 000	1 499 425
Nuclear Security	19 875 940	11 566 004	16 311 048	27 877 052	12 249 324	15 627 728
Subtotal — Major Programme 3	30 937 028	20 911 664	30 104 185	51 015 849	21 591 567	29 424 282
4. Nuclear Verification						
Overall Management, Coordination and Common Activities	–	193 532	85 473	279 005	–	279 005
Safeguards	15 719 809	21 978 419	17 472 315	39 450 734	18 163 510	21 287 224
Subtotal — Major Programme 4	15 719 809	22 171 951	17 557 788	39 729 739	18 163 510	21 566 229
5. Policy, Management and Administration Services	364 120	2 849 176	2 689 748	5 538 924	3 015 175	2 523 749
Subtotal — Major Programme 5	364 120	2 849 176	2 689 748	5 538 924	3 015 175	2 523 749
6. Management of Technical Cooperation for Development	355 663	115 016	104 150	219 166	188 758	30 408
Subtotal — Major Programme 6	355 663	115 016	104 150	219 166	188 758	30 408
Total Extrabudgetary Programme Fund	54 487 104^c	52 501 974	62 054 667	114 556 641	49 336 236	65 220 405

^a The Agency's Programme and Budget 2010–2011 GC(53)/5 of August 2009.

^b €4108 — prior year donation returned to Member State.

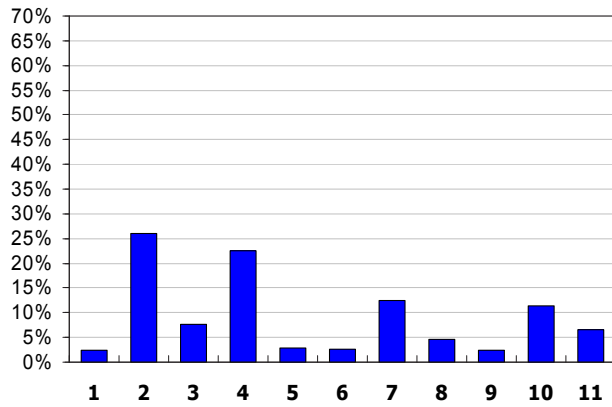
^c €54 487 104 excludes €6 million for the capital portion in extrabudgetary regular programme.

Table A3(a). Disbursements by technical field and region in 2010

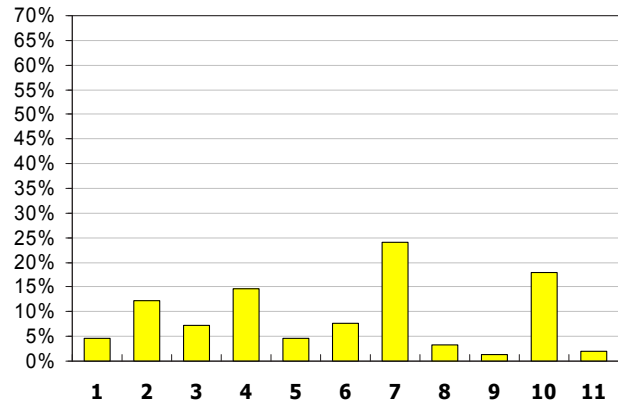
Summary of all regions (in thousands of dollars)						
Technical field	Africa	Asia and the Pacific	Europe	Latin America	Global/Inter-regional	Total
1 Environment	709.5	1 232.9	1 099.4	1 470.5	134.4	4 646.7
2 Food and Agriculture	7 782.7	3 335.2	1 136.6	3 405.5	316.7	15 976.7
3 Human Capacity Development and Programme Support	2 266.3	1 998.8	2 054.5	1 853.9	2 039.3	10 212.8
4 Human Health	6 790.2	3 997.8	5 506.2	4 076.2	64.1	20 434.5
5 Nuclear Fuel Cycle	825.2	1 284.5	3 783.8	782.5	0.0	6 676.0
6 Nuclear Power	770.4	2 077.8	397.3	1 139.7	296.8	4 682.0
7 Nuclear Safety	3 752.3	6 561.4	7 988.4	2 674.7	36.2	21 013.0
8 Nuclear Science	1 404.4	927.4	8 988.8	460.8	31.9	11 813.3
9 Nuclear Security	753.1	379.0	549.0	393.3	0.0	2 074.4
10 Radioisotope Production and Radiation Technology	3 433.7	4 899.9	2 418.4	2 114.4	265.9	13 132.3
11 Water Resources	1 522.8	695.4	372.9	1 013.0	0.0	3 604.1
Total	30 010.8	27 390.0	34 295.2	19 384.5	3 185.3	114 265.8

Table A3(b). Graphical representation of the information in Table A3(a)

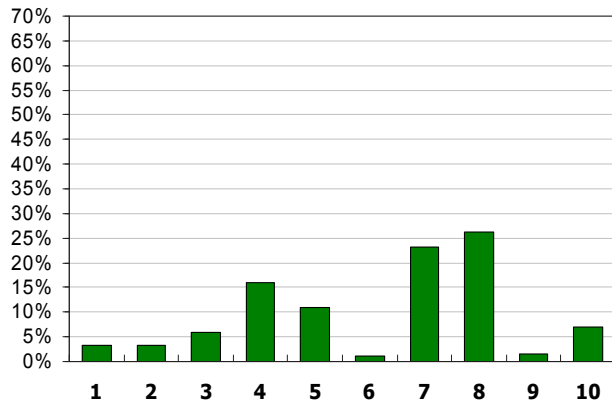
Africa: \$30 010.8



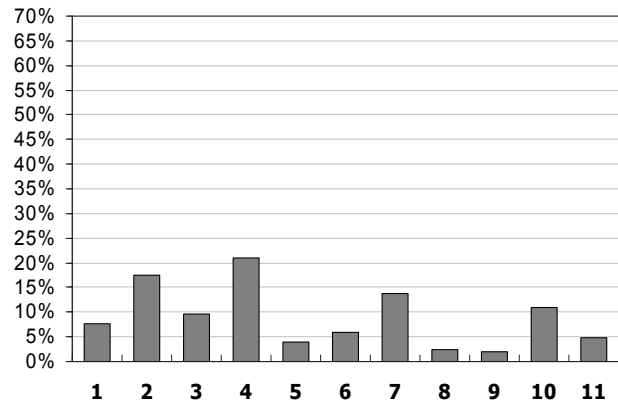
Asia and the Pacific: \$27 390.0



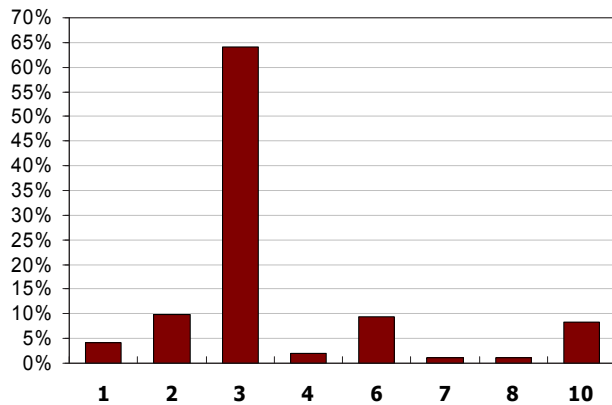
Europe: \$34 295.2



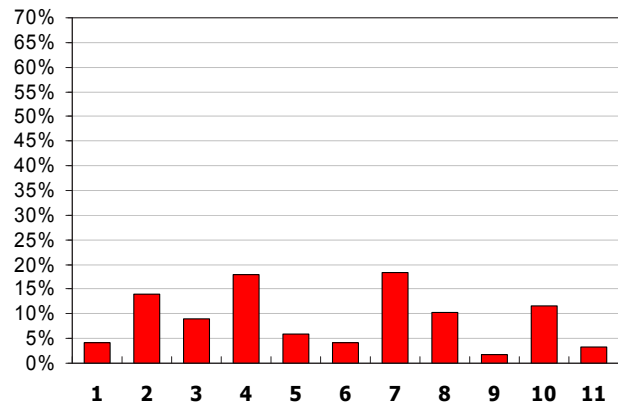
Latin America: \$19 384.5



Global / Interregional: \$3 185.3



Total: \$114 265.8



Note: Numbers on the x axis denote technical fields, which are listed in the summary on the previous page.

Table A4. Amount of nuclear material at the end of 2010 by type of agreement

Nuclear material	Comprehensive safeguards agreement (CSA) ^a	INFCIRC/66 ^b type agreement	Voluntary offer agreement	Significant quantities (SQs)
Plutonium ^c contained in irradiated fuel and in fuel elements in reactor cores	114 635.445	1480.153	16 389.829	132 505.427
Separated plutonium outside reactor cores	1489.378	5.016	10 386.525	11 880.919
HEU (equal to or greater than 20% uranium-235)	230.665	1.014	0.243	231.922
LEU (less than 20% uranium-235)	15 916.203	210.014	828.662	16 954.879
Source material ^d (natural and depleted uranium and thorium)	8669.087	203.739	1716.766	10 589.592
Uranium-233	17.551	0.001	0	17.552
Total SQs	140 958.329	1899.937	29 322.025	172 180.291

Amount of heavy water at the end of 2010 by type of agreement

Non-nuclear material ^e	Comprehensive safeguards agreement (CSA) ^a	INFCIRC/66 ^b type agreement	Voluntary offer agreement	Significant quantities (SQs)
Heavy water	0.719^f	441.012	0	441.731

^a Covering safeguards agreements pursuant to the NPT and/or Treaty of Tlatelolco and other CSAs; including facilities in Taiwan, China.

^b Covering facilities in India, Israel and Pakistan.

^c The quantity includes an estimated amount (11 742 SQs) of plutonium (Pu) in irradiated fuel, which has not yet been reported to the Agency under the agreed reporting procedures (the non-reported Pu is contained in irradiated fuel assemblies to which item accountability and containment/surveillance measures are applied) and Pu in fuel elements loaded into the core.

^d This table does not include material within the terms of subparagraphs 34(a) and 34(b) of INFCIRC/153 (Corrected).

^e Non-nuclear material subject to Agency safeguards under INFCIRC/66/Rev.2 type agreements.

^f All in Taiwan, China.

Table A5. Number of facilities under safeguards during 2010

Facility type	Number of facilities			Total
	Comprehensive safeguards agreements ^a	INFCIRC/66 ^b type agreements	Voluntary offer agreements	
Power reactors	225	9	1	235
Research reactors	147	3	1	151
Conversion plants	17	0	0	17
Fuel fabrication plants	42	2	1	45
Reprocessing plants	11	1	1	13
Enrichment plants	16	0	3	19
Separate storage facilities	114	1	5	120
Other facilities	74	0	0	74
Subtotals	646	16	12	674
Locations outside facilities (LOFs) ^c	495	1	0	496
Totals	1141	17	12	1170

^a Covering safeguards agreements pursuant to the NPT and/or the Treaty of Tlatelolco and other CSAs; includes facilities in Taiwan, China.

^b Covering facilities in India, Israel and Pakistan.

^c Excludes the two LOFs at the Agency and one LOF in Euratom.

Table A6. Conclusion of safeguards agreements, additional protocols and small quantities protocols (as of 31 December 2010)

State	SQP ^a	Safeguards agreements ^b	INFCIRC	Additional protocols (APs)
Afghanistan	X	In force: 20 Feb. 1978	257	In force: 19 July 2005
Albania ¹		In force: 25 March 1988	359	In force: 3 November 2010
Algeria		In force: 7 Jan. 1997	531	Approved: 14 Sept. 2004
Andorra	X	In force: 18 October 2010	808	Signed: 9 Jan. 2001
Angola	In force: 28 April 2010	In force: 28 April 2010	800	In force: 28 April 2010
Antigua and Barbuda ²	X	In force: 9 Sept. 1996	528	
Argentina ³		In force: 4 March 1994	435	
Armenia		In force: 5 May 1994	455	In force: 28 June 2004
Australia		In force: 10 July 1974	217	In force: 12 Dec. 1997
Austria ⁴		Accession: 31 July 1996	193	In force: 30 April 2004
Azerbaijan	Amended: 20 Nov. 2006	In force: 29 April 1999	580	In force: 29 Nov. 2000
The Bahamas ²	Amended: 25 July 2007	In force: 12 Sept. 1997	544	
Bahrain	In force: 10 May 2009	In force: 10 May 2009	767	Signed: 21 Sept. 2010
Bangladesh		In force: 11 June 1982	301	In force: 30 March 2001
Barbados ²	X	In force: 14 Aug. 1996	527	
Belarus		In force: 2 Aug. 1995	495	Signed: 15 Nov. 2005
Belgium		In force: 21 Feb. 1977	193	In force: 30 April 2004
Belize ⁵	X	In force: 21 Jan. 1997	532	
<i>Benin</i>	<i>Amended: 15 April 2008</i>	<i>Signed: 7 June 2005</i>		<i>Signed: 7 June 2005</i>
Bhutan	X	In force: 24 Oct. 1989	371	
Bolivia ²	X	In force: 6 Feb. 1995	465	
Bosnia and Herzegovina ⁶		In force: 28 Dec. 1973	204	
Botswana		In force: 24 Aug. 2006	694	In force: 24 Aug. 2006
Brazil ⁷		In force: 4 March 1994	435	
Brunei Darussalam	X	In force: 4 Nov. 1987	365	
Bulgaria ⁸		Accession: 1 May 2009	193	Accession: 1 May 2009
Burkina Faso	Amended: 18 Feb. 2008	In force: 17 April 2003	618	In force: 17 April 2003
Burundi	In force: 27 Sept. 2007	In force: 27 Sept. 2007	719	In force: 27 Sept. 2007
Cambodia	X	In force: 17 Dec. 1999	586	
Cameroon	X	In force: 17 Dec. 2004	641	Signed: 16 Dec. 2004
Canada		In force: 21 Feb. 1972	164	In force: 8 Sept. 2000
<i>Cape Verde</i>	<i>Amended: 27 March 2006</i>	<i>Signed: 28 June 2005</i>		<i>Signed: 28 June 2005</i>
Central African Republic	In force: 7 Sept. 2009	In force: 7 Sept. 2009	777	In force: 7 Sept. 2009
Chad	In force: 13 May 2010	In force: 13 May 2010	802	In force: 13 May 2010
Chile ⁹		In force: 5 April 1995	476	In force: 3 Nov. 2003
China		In force: 18 Sept. 1989	369*	In force: 28 March 2002

Table A6. Conclusion of safeguards agreements, additional protocols and small quantities protocols (as of 31 December 2010) (cont.)

State	SQP ^a	Safeguards agreements ^b	INFCIRC	Additional protocols (APs)
Colombia ⁹		In force: 22 Dec. 1982	306	In force: 5 March 2009
Comoros	In force: 20 Jan. 2009	In force: 20 Jan. 2009	752	In force: 20 Jan. 2009
<i>Congo, Republic of the</i>	<i>Signed: 13 April 2010</i>	<i>Signed: 13 April 2010</i>		<i>Signed: 13 April 2010</i>
Costa Rica ²	Amended: 12 Jan. 2007	In force: 22 Nov. 1979	278	Signed: 12 Dec. 2001
Côte d'Ivoire		In force: 8 Sept. 1983	309	Signed: 22 Oct. 2008
Croatia	Amended: 26 May 2008	In force: 19 Jan. 1995	463	In force: 6 July 2000
Cuba ²		In force: 3 June 2004	633	In force: 3 June 2004
Cyprus ¹⁰		Accession: 1 May 2008	193	Accession: 1 May 2008
Czech Republic ¹¹		Accession: 1 Oct. 2009	193	Accession: 1 Oct. 2009
Dem. Rep. of the Congo		In force: 9 Nov. 1972	183	In force: 9 April 2003
Denmark ¹²		In force: 21 Feb. 1977	193	In force 30 April 2004
<i>Djibouti</i>	<i>Signed: 27 May 2010</i>	<i>Signed : 27 May 2010</i>		<i>Signed : 27 May 2010</i>
Dominica ⁵	X	In force: 3 May 1996	513	
Dominican Republic ²	Amended: 11 Oct. 2006	In force: 11 Oct. 1973	201	In force: 5 May 2010
D.P.R.K.		In force: 10 April 1992	403	
Ecuador ²	Amended: 7 April 2006	In force: 10 March 1975	231	In force: 24 Oct. 2001
Egypt		In force: 30 June 1982	302	
El Salvador ²	X	In force: 22 April 1975	232	In force: 24 May 2004
<i>Equatorial Guinea</i>	X	<i>Approved: 13 June 1986</i>		
<i>Eritrea</i>				
Estonia ¹³		Accession: 1 Dec. 2005	193	Accession: 1 Dec. 2005
Ethiopia	X	In force: 2 Dec. 1977	261	
Fiji	X	In force: 22 March 1973	192	In force: 14 July 2006
Finland ¹⁴		Accession: 1 Oct. 1995	193	In force: 30 April 2004
France		In force: 12 Sept. 1981	290*	In force: 30 April 2004
	X	In force: 26 Oct. 2007 ¹⁵	718	
Gabon	X	In force: 25 March 2010	792	In force: 25 March 2010
The Gambia	X	In force: 8 Aug. 1978	277	Approved: 3 March 2010
Georgia		In force: 3 June 2003	617	In force: 3 June 2003
Germany ¹⁶		In force: 21 Feb. 1977	193	In force: 30 April 2004
Ghana		In force: 17 Feb. 1975	226	In force: 11 June 2004
Greece ¹⁷		Accession: 17 Dec. 1981	193	In force: 30 April 2004
Grenada ²	X	In force: 23 July 1996	525	
Guatemala ²	X	In force: 1 Feb. 1982	299	In force: 28 May 2008
<i>Guinea</i>				
<i>Guinea-Bissau</i>				

Table A6. Conclusion of safeguards agreements, additional protocols and small quantities protocols (as of 31 December 2010) (cont.)

State	SQP ^a	Safeguards agreements ^b	INFCIRC	Additional protocols (APs)
Guyana ²	X	In force: 23 May 1997	543	
Haiti ²	X	In force: 9 March 2006	681	In force: 9 March 2006
Holy See	Amended: 11 Sept. 2006	In force: 1 Aug. 1972	187	In force: 24 Sept. 1998
Honduras ²	Amended: 20 Sept. 2007	In force: 18 April 1975	235	Signed: 7 July 2005
Hungary ¹⁸		Accession: 1 July 2007	193	Accession: 1 July 2007
Iceland	Amended: 15 March 2010	In force: 16 Oct. 1974	215	In force: 12 Sept. 2003
		In force: 30 Sept. 1971	211	
		In force: 17 Nov. 1977	260	
		In force: 27 Sept. 1988	360	
India		In force: 11 Oct. 1989	374	
		In force: 1 March 1994	433	
		In force: 11 May 2009	754	Signed: 15 May 2009
Indonesia		In force: 14 July 1980	283	In force: 29 Sept. 1999
Iran, Islamic Republic of		In force: 15 May 1974	214	Signed: 18 Dec. 2003
Iraq		In force: 29 Feb. 1972	172	Signed: 9 Oct. 2008 ⁴⁹
Ireland		In force: 21 Feb. 1977	193	In force: 30 April 2004
Israel		In force: 4 April 1975	249/Add.1	
Italy		In force: 21 Feb. 1977	193	In force: 30 April 2004
Jamaica ²	Rescinded: 15 Dec. 2006	In force: 6 Nov. 1978	265	In force: 19 March 2003
Japan		In force: 2 Dec. 1977	255	In force: 16 Dec. 1999
Jordan	X	In force: 21 Feb. 1978	258	In force: 28 July 1998
Kazakhstan		In force: 11 Aug. 1995	504	In force: 9 May 2007
Kenya	In force: 18 Sept. 2009	In force: 18 Sept. 2009	778	In force: 18 Sept. 2009
Kiribati	X	In force: 19 Dec. 1990	390	Signed: 09 Nov. 2004
Korea, Republic of		In force: 14 Nov. 1975	236	In force: 19 Feb. 2004
Kuwait	X	In force: 7 March 2002	607	In force: 2 June 2003
Kyrgyzstan	X	In force: 3 Feb. 2004	629	Signed: 29 Jan. 2007
Lao P.D.R.	X	In force: 5 April 2001	599	
Latvia ²⁰		Accession: 1 Oct. 2008	193	Accession: 1 Oct. 2008
Lebanon	Amended: 5 Sept. 2007	In force: 5 March 1973	191	
Lesotho	Amended: 8 Sept. 2009	In force: 12 June 1973	199	In force: 26 April 2010
Liberia				
Libyan Arab Jamahiriya		In force: 8 July 1980	282	In force: 11 Aug. 2006
Liechtenstein		In force: 4 Oct. 1979	275	Signed: 14 July 2006
Lithuania ²¹		Accession: 1 Jan. 2008	193	Accession: 1 Jan. 2008
Luxembourg		In force: 21 Feb. 1977	193	In force: 30 April 2004

Table A6. Conclusion of safeguards agreements, additional protocols and small quantities protocols (as of 31 December 2010) (cont.)

State	SQP ^a	Safeguards agreements ^b	INFCIRC	Additional protocols (APs)
Madagascar	Amended: 29 May 2008	In force: 14 June 1973	200	In force: 18 Sept. 2003
Malawi	Amended: 29 Feb. 2008	In force: 3 Aug. 1992	409	In force: 26 July 2007
Malaysia		In force: 29 Feb. 1972	182	Signed: 22 Nov. 2005
Maldives	X	In force: 2 Oct. 1977	253	
Mali	Amended: 18 April 2006	In force: 12 Sept. 2002	615	In force: 12 Sept. 2002
Malta ²²		Accession: 1 July 2007	193	Accession: 1 July 2007
Marshall Islands		In force: 3 May 2005	653	In force: 3 May 2005
Mauritania	X	In force: 10 Dec. 2009	788	In force: 10 Dec. 2009
Mauritius	Amended: 26 Sept. 2008	In force: 31 Jan. 1973	190	In force: 17 Dec. 2007
Mexico ²³		In force: 14 Sept. 1973	197	Signed: 29 March 2004
<i>Micronesia, Fed. States</i>				
Monaco	Amended: 27 Nov. 2008	In force: 13 June 1996	524	In force: 30 Sept. 1999
Mongolia	X	In force: 5 Sept. 1972	188	In force: 12 May 2003
Montenegro	Signed: 26 May 2008	Signed: 26 May 2008	814	Signed: 26 May 2008
Morocco	Rescinded: 15 Nov. 2007	In force: 18 Feb. 1975	228	Signed: 22 Sept. 2004
Mozambique	Signed: 8 July 2010	Signed: 8 July 2010	813	Signed: 8 July 2010
Myanmar	X	In force: 20 April 1995	477	
Namibia	X	In force: 15 April 1998	551	Signed: 22 March 2000
Nauru	X	In force: 13 April 1984	317	
Nepal	X	In force: 22 June 1972	186	
Netherlands		In force: 5 June 1975 ¹⁵	229	
		In force: 21 Feb. 1977	193	In force: 30 April 2004
New Zealand ²⁴	X	In force: 29 Feb. 1972	185	In force: 24 Sept. 1998
Nicaragua ²	Amended: 12 June 2009	In force: 29 Dec. 1976	246	In force: 18 Feb. 2005
Niger		In force: 16 Feb. 2005	664	In force: 2 May 2007
Nigeria		In force: 29 Feb. 1988	358	In force: 4 April 2007
Norway		In force: 1 March 1972	177	In force: 16 May 2000
Oman	X	In force: 5 Sept. 2006	691	
		In force: 5 March 1962	34	
		In force: 17 June 1968	116	
		In force: 17 Oct. 1969	135	
		In force: 18 March 1976	239	
Pakistan		In force: 2 March 1977	248	
		In force: 10 Sept. 1991	393	
		In force: 24 Feb. 1993	418	
		In force: 22 Feb. 2007	705	

Table A6. Conclusion of safeguards agreements, additional protocols and small quantities protocols (as of 31 December 2010) (cont.)

State	SQP ^a	Safeguards agreements ^b	INFCIRC	Additional protocols (APs)
Palau		Amended: 15 March 2006 In force: 13 May 2005	650	In force: 13 May 2005
Panama ⁹	X	In force: 23 March 1984	316	In force: 11 Dec. 2001
Papua New Guinea	X	In force: 13 Oct. 1983	312	
Paraguay ²	X	In force: 20 March 1979	279	In force: 15 Sept. 2004
Peru ²		In force: 1 Aug. 1979	273	In force: 23 July 2001
Philippines		In force: 16 Oct. 1974	216	In force: 26 Feb. 2010
Poland ²⁵		Accession: 1 March 2007	193	Accession: 1 March 2007
Portugal ²⁶		Accession: 1 July 1986	193	In force: 30 April 2004
Qatar		In force: 21 Jan. 2009	747	
Republic of Moldova	X	In force: 17 May 2006	690	Approved: 13 Sept. 2006
Romania ²⁷		Accession: 1 May 2010	193	Accession: 1 May 2010
Russian Federation		In force: 10 June 1985	327*	In force: 16 Oct. 2007
Rwanda		In force: 17 May 2010	801	In force: 17 May 2010
St Kitts & Nevis ⁵	X	In force: 7 May 1996	514	
Saint Lucia ⁵	X	In force: 2 Feb. 1990	379	
St V. & the Grenadines ⁵	X	In force: 8 Jan. 1992	400	
Samoa	X	In force: 22 Jan. 1979	268	
San Marino	X	In force: 21 Sept. 1998	575	
<i>São Tomé and Príncipe</i>				
Saudi Arabia	X	In force: 13 Jan. 2009	746	
Senegal		Amended: 6 Jan. 2010 In force: 14 Jan. 1980	276	Signed: 15 Dec. 2006
Serbia ²⁸		In force: 28 Dec. 1973	204	Signed: 3 July 2009
Seychelles		Amended: 31 Oct. 2006 In force: 19 July 2004	635	In force: 13 Oct. 2004
Sierra Leone	X	In force: 4 Dec. 2009	787	
Singapore		Amended: 31 March 2008 In force: 18 Oct. 1977	259	In force: 31 March 2008
Slovakia ²⁹		Accession: 1 Dec. 2005	193	Accession: 1 Dec. 2005
Slovenia ³⁰		Accession: 1 Sept. 2006	193	Accession: 1 Sept. 2006
Solomon Islands	X	In force: 17 June 1993	420	
<i>Somalia</i>				
South Africa		In force: 16 Sept. 1991	394	In force: 13 Sept. 2002
Spain		Accession: 5 April 1989	193	In force: 30 April 2004
Sri Lanka		In force: 6 Aug. 1984	320	
Sudan	X	In force: 7 Jan. 1977	245	
Suriname ²	X	In force: 2 Feb. 1979	269	
Swaziland		Amended: 23 July 2010 In force: 28 July 1975	227	In force: 8 Sept. 2010
Sweden ³¹		Accession: 1 June 1995	193	In force: 30 April 2004

Table A6. Conclusion of safeguards agreements, additional protocols and small quantities protocols (as of 31 December 2010) (cont.)

State	SQP ^a	Safeguards agreements ^b	INFCIRC	Additional protocols (APs)
Switzerland		In force: 6 Sept. 1978	264	In force: 1 Feb. 2005
Syrian Arab Republic		In force: 18 May 1992	407	
Tajikistan ³²	Amended: 6 March 2006	In force: 14 Dec. 2004	639	In force: 14 Dec. 2004
Thailand		In force: 16 May 1974	241	Signed: 22 Sept. 2005
The F.Y.R. of Macedonia	Amended: 9 July 2009	In force: 16 April 2002	610	In force: 11 May 2007
<i>Timor-Leste</i>	<i>Signed: 6 Oct. 2009</i>	<i>Signed: 6 Oct. 2009</i>		<i>Signed: 6 Oct. 2009</i>
<i>Togo</i>	X	<i>Signed: 29 Nov. 1990</i>		<i>Signed: 26 Sept. 2003</i>
Tonga	X	In force: 18 Nov. 1993	426	
Trinidad and Tobago ²	X	In force: 4 Nov. 1992	414	
Tunisia		In force: 13 March 1990	381	Signed: 24 May 2005
Turkey		In force: 1 Sept. 1981	295	In force: 17 July 2001
Turkmenistan		In force: 3 Jan. 2006	673	In force: 3 Jan. 2006
Tuvalu	X	In force: 15 March 1991	391	
Uganda	Amended: 24 June 2009	In force: 14 Feb. 2006	674	In force: 14 Feb. 2006
Ukraine		In force: 22 Jan. 1998	550	In force: 24 Jan. 2006
United Arab Emirates	X	In force: 9 Oct. 2003	622	In force: 20 Dec. 2010
		In force: 14 Dec. 1972 ³³	175	
United Kingdom		In force: 14 Aug. 1978	263*	In force: 30 April 2004
	X	Approved: 16 Sept. 1992 ¹⁵		
United Rep. of Tanzania	Amended: 10 June 2009	In force: 7 Feb. 2005	643	In force: 7 Feb. 2005
		In force: 9 Dec. 1980	288*	In force: 6 Jan. 2009
United States of America	X	In force: 6 April 1989	366 ¹⁵	
Uruguay ²		In force: 17 Sept. 1976	157	In force: 30 April 2004
Uzbekistan		In force: 8 Oct. 1994	508	In force: 21 Dec. 1998
<i>Vanuatu</i>	<i>Approved: 8 Sept. 2009</i>	<i>Approved: 8 Sept. 2009</i>		<i>Approved: 8 Sept. 2009</i>
Venezuela ²		In force: 11 March 1982	300	
Vietnam		In force: 23 Feb. 1990	376	Signed: 10 Aug. 2007
Yemen, Republic of	X	In force: 14 Aug. 2002	614	
Zambia	X	In force: 22 Sept. 1994	456	Signed: 13 May 2009
Zimbabwe	X	In force: 26 June 1995	483	

Table A6. Conclusion of safeguards agreements, additional protocols and small quantities protocols (as of 31 December 2010) (cont.)

Key

States: States not party to the NPT whose safeguards agreements are of INFCIRC/66 type.

States: Non-nuclear-weapon States that are party to the NPT but have not yet brought into force comprehensive safeguards agreements (CSAs) pursuant to Article III of that Treaty.

*: Voluntary offer safeguards agreement for NPT nuclear weapon States.

This table does not aim at listing all safeguards agreements that the Agency has concluded. Not included are agreements whose application has been suspended in light of the application of safeguards pursuant to a CSA. Unless otherwise indicated, the safeguards agreements referred to are CSAs concluded pursuant to the NPT.

^a Provided that they fulfil certain conditions (including that the quantities of nuclear material do not exceed the limits set out in paragraph 37 of INFCIRC/153), States with CSAs have the option to conclude a 'small quantities protocol' (SQP) that holds in abeyance the implementation of most of the detailed provisions set out in Part II of the CSA as long as these conditions continue to apply. This column contains countries whose SQP has been approved by the Board and for which, as far as the Secretariat is aware, these conditions continue to apply. For those States that have accepted the revised standard SQP text (approved by the Board of Governors on 20 September 2005) the current status is reflected.

^b The Agency also applies safeguards in Taiwan, China, under two agreements, INFCIRC/133 and INFCIRC/158, which entered into force on 13 October 1969 and 6 December 1971, respectively.

¹ Sui generis CSA. On 28 November 2002, upon approval by the Board of Governors, an exchange of letters entered into force confirming that the safeguards agreement satisfies the requirement of Article III of the NPT.

² Safeguards agreement refers to both the Treaty of Tlatelolco and the NPT.

³ Date refers to the safeguards agreement concluded between Argentina, Brazil, ABACC and the Agency. On 18 March 1997, upon approval by the Board of Governors, an exchange of letters entered into force between Argentina and the Agency confirming that the safeguards agreement satisfies the requirements of Article 13 of the Treaty of Tlatelolco and Article III of the NPT to conclude a safeguards agreement with the Agency.

⁴ The application of safeguards in Austria under the NPT bilateral safeguards agreement INFCIRC/156, in force since 23 July 1972, was suspended on 31 July 1996, on which date the agreement of 5 April 1973 between the non-nuclear weapon States of Euratom, Euratom and the Agency (INFCIRC/193), to which Austria had acceded, entered into force for Austria.

⁵ Date refers to a safeguards agreement pursuant to Article III of the NPT. Upon approval by the Board of Governors, an exchange of letters entered into force (for Saint Lucia on 12 June 1996 and for Belize, Dominica, Saint Kitts and Nevis, and Saint Vincent and the Grenadines on 18 March 1997) confirming that the safeguards agreement satisfies the requirement of Article 13 of the Treaty of Tlatelolco.

⁶ The NPT safeguards agreement concluded with the Socialist Federal Republic of Yugoslavia (INFCIRC/204), which entered into force on 28 December 1973, continues to be applied in Bosnia and Herzegovina to the extent relevant to the territory of Bosnia and Herzegovina.

⁷ Date refers to the safeguards agreement concluded between Argentina, Brazil, ABACC and the Agency. On 10 June 1997, upon approval by the Board of Governors, an exchange of letters entered into force between Brazil and the IAEA confirming that the safeguards agreement satisfies the requirements of Article 13 of the Treaty of Tlatelolco. On 20 September 1999, upon approval by the Board of Governors, an exchange of letters entered into force confirming that the safeguards agreement also satisfies the requirements of Article III of the NPT.

⁸ The application of safeguards in Bulgaria under the NPT safeguards agreement INFCIRC/178, in force since 29 February 1972, was suspended on 1 May 2009, on which date the agreement of 5 April 1973 between the non-nuclear-weapon States of Euratom, Euratom and the Agency (INFCIRC/193), to which Bulgaria had acceded, entered into force for Bulgaria.

⁹ The date refers to a safeguards agreement pursuant to Article 13 of the Treaty of Tlatelolco. Upon approval by the Board of Governors, an exchange of letters entered into force (for Chile on 9 September 1996; for Colombia on 13 June 2001; for Panama on 20 November 2003) confirming that the safeguards agreement satisfies the requirement of Article III of the NPT.

¹⁰ The application of safeguards in Cyprus under the NPT safeguards agreement INFCIRC/189, in force since 26 Jan. 1973, was suspended on 1 May 2008, on which date the agreement of 5 April 1973 between the non-nuclear-weapon States of Euratom, Euratom and the Agency (INFCIRC/193) to which Cyprus had acceded, entered into force for Cyprus.

¹¹ The application of safeguards in the Czech Republic under the NPT safeguards agreement INFCIRC/541, in force since 11 September 1997, was suspended on 1 October 2009, on which date the agreement of 5 April 1973 between the non-nuclear-weapon States of Euratom, Euratom and the Agency (INFCIRC/193) to which the Czech Republic had acceded, entered into force for the Czech Republic.

¹² The application of safeguards in Denmark under the bilateral NPT safeguards agreement INFCIRC/176, in force since 1 March 1972, was suspended on 5 April 1973, on which date the agreement of 5 April 1973 (INFCIRC/193) between the non-nuclear-weapon States of Euratom, Euratom and the Agency (INFCIRC/193), to which Denmark had acceded, entered into force for Denmark. Since 1 May 1974, that agreement also applies to the Faroe Islands. Upon Greenland's secession from Euratom as of 31 Jan. 1985, the agreement between the Agency and Denmark (INFCIRC/176) re-entered into force for Greenland.

¹³ The application of safeguards in Estonia under the NPT safeguards agreement INFCIRC/547, in force since 24 November 1997, was suspended on 1 December 2005, on which date the agreement of 5 April 1973 between the non-nuclear-weapon States of Euratom, Euratom and the Agency (INFCIRC/193), to which Estonia had acceded, entered into force for Estonia.

¹⁴ The application of safeguards in Finland under the bilateral NPT safeguards agreement INFCIRC/155, in force since 9 February 1972, was suspended on 1 October 1995, on which date the agreement of 5 April 1973 (INFCIRC/193) between the non-nuclear-weapon States of Euratom, Euratom and the Agency, to which Finland had acceded, entered into force for Finland.

¹⁵ The safeguards agreement referred to is pursuant to Additional Protocol I to the Treaty of Tlatelolco.

¹⁶ The NPT safeguards agreement of 7 March 1972 concluded with the German Democratic Republic (INFCIRC/181) is no longer in force with effect from 3 October 1990, on which date the German Democratic Republic acceded to the Federal Republic of Germany.

¹⁷ The application of safeguards in Greece under the NPT bilateral safeguards agreement INFCIRC/166, provisionally in force since 1 March 1972, was suspended on 17 December 1981, on which date the agreement of 5 April 1973 between the non-nuclear-weapon States of Euratom, Euratom and the Agency (INFCIRC/193), to which Greece had acceded, entered into force for Greece.

¹⁸ The application of safeguards in Hungary under the bilateral NPT safeguards agreement INFCIRC/174, in force since 30 March 1972, was suspended on 1 July 2007, on which date the agreement of 5 April 1973 between the non-nuclear-weapon States of Euratom, Euratom and the Agency (INFCIRC/193), to which Hungary had acceded, entered into force for Hungary.

¹⁹ Pending entry into force, the additional protocol is applied provisionally for Iraq as of 17 February 2010.

²⁰ The application of safeguards in Latvia under the bilateral NPT safeguards agreement INFCIRC/434, in force since 21 December 1993, was suspended on 1 October 2008, on which date the agreement of 5 April 1973 between the non-nuclear-weapon States of Euratom, Euratom and the Agency (INFCIRC/193), to which Latvia had acceded, entered into force for Latvia.

²¹ The application of safeguards in Lithuania under the bilateral NPT safeguards agreement INFCIRC/413, in force since 15 October 1992, was suspended on 1 January 2008, on which date the agreement of 5 April 1973 between the non-nuclear-weapon States of Euratom, Euratom and the Agency (INFCIRC/193), to which Lithuania had acceded, entered into force for Lithuania.

²² The application of safeguards in Malta under the bilateral NPT safeguards agreement INFCIRC/387, in force since 13 November 1990, was suspended on 1 July 2007, on which date the agreement of 5 April 1973 between the non-nuclear-weapon States of Euratom, Euratom and the Agency (INFCIRC/193), to which Malta had acceded, entered into force for Malta.

²³ The safeguards agreement referred to was concluded pursuant to both the Treaty of Tlatelolco and the NPT. The application of safeguards under an earlier safeguards agreement pursuant to the Treaty of Tlatelolco, which entered into force on 6 September 1968 (INFCIRC/118), was suspended as of 14 September 1973.

²⁴ Whereas the NPT safeguards agreement and SQP with New Zealand (INFCIRC/185) also apply to Cook Islands and Niue, the additional protocol thereto (INFCIRC/185/Add.1) does not apply to those territories.

²⁵ The application of safeguards in Poland under the NPT safeguards agreement INFCIRC/179, in force since 11 October 1972, was suspended on 1 March 2007, on which date the agreement of 5 April 1973 between the non-nuclear-weapon States of Euratom, Euratom and the Agency (INFCIRC/193) to which Poland had acceded, entered into force for Poland.

²⁶ The application of safeguards in Portugal under the bilateral NPT safeguards agreement INFCIRC/272, in force since 14 June 1979, was suspended on 1 July 1986, on which date the agreement of 5 April 1973 between the non-nuclear-weapon States of Euratom, Euratom and the Agency (INFCIRC/193), to which Portugal had acceded, entered into force for Portugal.

²⁷ The application of safeguards in Romania under the NPT safeguards agreement INFCIRC/180, in force since 27 October 1972, was suspended on 1 May 2010, on which date the agreement of 5 April 1973 between the non-nuclear-weapon States of Euratom, Euratom and the Agency (INFCIRC/193) to which Romania had acceded, entered into force for Romania.

²⁸ The NPT safeguards agreement concluded with the Socialist Federal Republic of Yugoslavia (INFCIRC/204), which entered into force on 28 December 1973, continues to be applied in Serbia (formerly Serbia and Montenegro) to the extent relevant to the territory of Serbia.

²⁹ The application of safeguards in Slovakia under the bilateral NPT safeguards agreement with the Czechoslovak Socialist Republic (INFCIRC 173), in force since 3 March 1972, was suspended on 1 December 2005, on which date the agreement of 5 April 1973 between the non-nuclear-weapon States of Euratom, Euratom and the Agency (INFCIRC/193), to which Slovakia had acceded, entered into force for Slovakia.

³⁰ The application of safeguards in Slovenia under the NPT safeguards agreement INFCIRC/538, in force since 1 August 1997, was suspended on 1 September 2006, on which date the agreement of 5 April 1973 between the non-nuclear-weapon States of Euratom, Euratom and the Agency (INFCIRC/193) to which Slovenia had acceded, entered into force for Slovenia.

³¹ The application of safeguards in Sweden under the NPT safeguards agreement INFCIRC/234, in force since 14 April 1975, was suspended on 1 June 1995, on which date the agreement of 5 April 1973 between the non-nuclear-weapon States of Euratom, Euratom and the Agency (INFCIRC/193), to which Sweden had acceded, entered into force for Sweden.

³² The SQP ceased to be operational upon entry into force of the amendments to the SQP.

³³ Date refers to the INFCIRC/66 type safeguards agreement, concluded between the United Kingdom and the Agency, which remains in force.

Table A7. Participation by States in multilateral treaties for which the Director General is depositary, conclusion of Revised Supplementary Agreements and acceptance of amendments to Articles VI and XIV.a of the Agency's Statute (status as of 31 December 2010)

	STATE	P&I	VC	CPPNM	CPPNMAM	ENC	AC	JP	NS	RADW	PAVC	SUPP	RSA	VI	XIV.A
*	Afghanistan			P		Sr	Sr						P	X	
*	Albania	P		P		P	P						P	X	X
*	Algeria			Pr	CS	Pr	Pr		S				P	X	X
	Andorra			Pr											
*	Angola					P							P		
	Antigua Barbuda			P	CS										
*	Argentina	P	P	Pr		Pr	Pr	S	P	P	P	CS	P	X	X
*	Armenia		P	P		P	P		P				P		
*	Australia	P		P	CS	Pr	Pr		P	P		S			
*	Austria			Pr	CS	P	Pr		Pr	P				X	X
*	Azerbaijan			Pr									S		
	Bahamas			Pr											
*	Bahrain			Pr	CS										
*	Bangladesh			P		P	P		P				P		
	Barbados														
*	Belarus	Pr	P	Pr		Pr	Pr		P	P	P		P	X	X
*	Belgium	Pr		Pr		P	P	S	P	P					
*	Belize												P		
*	Benin	P											P		
	Bhutan														
*	Bolivia	P	P	P		Pr	Pr						P		
*	Bosnia-Herzegovina	Pr	P	P	CS	P	P		P				P		
*	Botswana			P									P		
*	Brazil	P	P	P		P	P		P	P			P	X	X
	Brunei														
*	Bulgaria	Pr	P	P	CS	P	P	P	P	P			P	X	X
*	Burkina Faso			P									P		
*	Burundi														
*	Cambodia			P											
*	Cameroon	P	P	P		P	P	P					P		
*	Canada	Pr		P		Pr	Pr		P	P				X	X

Table A7. Participation by States in multilateral treaties for which the Director General is depositary, conclusion of Revised Supplementary Agreements and acceptance of amendments to Articles VI and XIV.a of the Agency's Statute (status as of 31 December 2010) (cont.)

	STATE	P&I	VC	CPPNM	CPPNMAM	ENC	AC	JP	NS	RADW	PAVC	SUPP	RSA	VI	XIV.A
	Cape Verde			P											
*	Cent. Afr. Rep.			P											
*	Chad														
*	Chile	Pr	Pr	P	CS	P	P	P	P				P		
*	China	Pr		Pr	CS	Pr	Pr		P	Pr			P		
*	Colombia	P	S	P		P	Pr						P		
	Comoros			P											
*	Congo														
*	Costa Rica			P		P	P						P		
*	Côte d'Ivoire					S	S						P		
*	Croatia	P	P	P	CS	P	P	P	P	P			P	X	X
*	Cuba	Pr	P	Pr		Pr	Pr		S				P		
*	Cyprus	P		Pr		P	P		P	P			P		
*	Czech Republic	P	P	P	CS	P	P	P	P	P	S	S	P	X	X
	DPRK					Sr	Sr								
*	Dem. Rep. Congo	P		P		S	S						P		
*	Denmark	Pr		P	CSr	P	Pr	P	Pr	Pr				X	X
	Djibouti			P											
	Dominica			P											
*	Dominican Rep.			P		P							P		
*	Ecuador	P		P									P		
*	Egypt	P	P			Pr	Pr	P	S				P		
*	El Salvador			Pr		Pr	Pr						P	X	
	Eq. Guinea			P											
*	Eritrea														
*	Estonia	P	P	P	CS	P	P	P	P	P			P	X	X
*	Ethiopia												P	X	
	Fiji			P	CS										
*	Finland	P		Pr		P	Pr	P	P	P				X	X
*	France			Pr		Pr	Pr	S	P	P				X	X
*	Gabon			P	CS	P	P			P			P		

Table A7. Participation by States in multilateral treaties for which the Director General is depositary, conclusion of Revised Supplementary Agreements and acceptance of amendments to Articles VI and XIV.a of the Agency's Statute (status as of 31 December 2010) (cont.)

	STATE	P&I	VC	CPPNM	CPPNMAM	ENC	AC	JP	NS	RADW	PAVC	SUPP	RSA	VI	XIV.A
	Gambia														
*	Georgia			P		P				P			P		
*	Germany	Pr		Pr	CS	Pr	Pr	P	P	P				X	X
*	Ghana	P		P					S				P		
*	Greece	P		Pr		Pr	Pr	P	P	P			P	X	X
	Grenada			P											
*	Guatemala			Pr		P	P						P		
	Guinea			P											
	Guinea-Bissau			P											
	Guyana			P											
*	Haiti			S									P		
*	Holy See	P				S	S							X	X
*	Honduras			P									P		
*	Hungary	Pr	P	P	CS	P	P	P	P	P	S		P	X	X
*	Iceland	P		P		P	P		P	P			P	X	X
*	India	P		Pr	CS	Pr	Pr		P			S			
*	Indonesia	Pr		Pr	CS	Pr	Pr		P	S	S	S	P		
*	Iran, Isl. Rep. of	P				Pr	Pr						P		X
*	Iraq	P				Pr	Pr						P		
*	Ireland	P		Pr		P	Pr		P	P			P	X	X
*	Israel		Sr	Pr		Pr	Pr		S				P		
*	Italy	Pr		Pr		Pr	Pr	P	P	P	S	S		X	X
*	Jamaica	P		P									P		
*	Japan	P		P		P	Pr		P	Pr				X	X
*	Jordan	Pr		Pr	CS	P	P		P				P		
*	Kazakhstan	P		P		P	P		P	P			P		
*	Kenya			P	CS								P		X
	Kiribati														
*	Korea, Rep. of	Pr		Pr		P	Pr		P	P			P	X	X
*	Kuwait	P		Pr		P	P		P				P		
*	Kyrgyzstan									P			P		

Table A7. Participation by States in multilateral treaties for which the Director General is depositary, conclusion of Revised Supplementary Agreements and acceptance of amendments to Articles VI and XIV.a of the Agency's Statute (status as of 31 December 2010) (cont.)

	STATE	P&I	VC	CPPNIM	CPPNMAM	ENC	AC	JP	NS	RADW	PAVC	SUPP	RSA	VI	XIV.A
	Lao P. Dem. Rep.			Pr											
*	Latvia	P	P	P	CS	P	P	P	P	P	P		P	X	X
*	Lebanon		P	P		P	P		P	S	S	S	P		
*	Lesotho			P									P		
*	Liberia														
*	Libyan Arab J.			P	CS	P	P		P				P	X	
*	Liechtenstein			P	CS	P	P							X	X
*	Lithuania	P	P	P	CS	P	P	P	P	P	S	S	P	X	X
*	Luxembourg	Pr		Pr		P	P		P	P				X	X
*	Madagascar			P									P		
*	Malawi														
*	Malaysia					Pr	Pr						P		
	Maldives														
*	Mali			P	CS	P	P		P				P		
*	Malta			P					P				P	X	X
*	Marshall Islands			P											
*	Mauritania			P	CS								P		
*	Mauritius	P				Pr	Pr						P		
*	Mexico	Pr	P	P		P	P		P				P	X	
	Micronesia														
*	Monaco			P		Pr	Pr		S					X	X
*	Mongolia	P		P		P	P						P		
*	Montenegro	P	P	P		P	P			P			P		
*	Morocco	Pr	S	P		P	P	S	S	P	P	CS	P	X	
*	Mozambique			Pr		P	P								
*	Myanmar					Pr							P	X	X
*	Namibia			P									P		
	Nauru			P	CS										
*	Nepal														
*	Netherlands	P		Pr		Pr	Pr	P	P	P				X	X
*	New Zealand	P		P		P	Pr								

Table A7. Participation by States in multilateral treaties for which the Director General is depositary, conclusion of Revised Supplementary Agreements and acceptance of amendments to Articles VI and XIV.a of the Agency's Statute (status as of 31 December 2010) (cont.)

	STATE	P&I	VC	CPPNIM	CPPNMAM	ENC	AC	JP	NS	RADW	PAVC	SUPP	RSA	VI	XIV.A
*	Nicaragua	P		P		Pr	Pr		S				P		
*	Niger	P	P	P	CS	S	S						P		
*	Nigeria	P	P	P	CS	P	P		P	P			P		
	Niue			P											
*	Norway	P		Pr	CS	P	Pr	P	P	P					
*	Oman	Pr		Pr		Pr	Pr						P		
*	Pakistan	Pr		Pr		Pr	Pr		P				P	X	X
*	Palau			P											
*	Panama			P		P	P						P	X	
	Papua New Guinea														
*	Paraguay			P		S	S						P		
*	Peru		P	Pr		Pr	Pr		P	S	S	S	P	X	X
*	Philippines	P	P	P		P	P	S	S	S	S	S	P		
*	Poland	P	P	P	CS	P	P	P	P	P	P		P	X	X
*	Portugal	Pr		Pr	CS	P	P	S	P	P			P		
*	Qatar			Pr		P	P						P		
*	Rep. of Moldova	Pr	P	P	CS	P	P		P	Pr			P		
*	Romania	Pr	P	Pr	CS	Pr	Pr	P	P	P	P	CS	P	X	X
*	Russian Federation	Pr	P	P	CS	Pr	Pr		P	P					
	Rwanda			P											
	St Kitts Nevis			P											
	Saint Lucia														
	St Vincent Grn.		P			P	P	P							
	Samoa														
	San Marino														
	Sao Tome Príncipe														
*	Saudi Arabia			Pr		Pr	Pr		P				P		
*	Senegal	P	P	P		P	P		P	P			P		
*	Serbia	P	P	P		P	P						P		
*	Seychelles			P	CS								P		
*	Sierra Leone					S	S						P		

Table A7. Participation by States in multilateral treaties for which the Director General is depositary, conclusion of Revised Supplementary Agreements and acceptance of amendments to Articles VI and XIV.a of the Agency's Statute (status as of 31 December 2010) (cont.)

	STATE	P&I	VC	CPPNM	CPPNMAM	ENC	AC	JP	NS	RADW	PAVC	SUPP	RSA	VI	XIV.A
*	Singapore	Pr				P	P		P				P		
*	Slovakia	P	P	P		Pr	Pr	P	P	P			P	X	X
*	Slovenia	P		P	CS	P	P	P	P	P			P	X	X
Solomon Islands															
	Somalia														
*	South Africa	Pr		Pr		Pr	Pr		P	P			P		
*	Spain	P	S	Pr	CS	Pr	Pr	S	P	P			P	X	X
*	Sri Lanka					Pr	Pr		P				P		
*	Sudan			P		S	S		S				P		
Suriname															
	Swaziland			P											
*	Sweden	P		Pr		P	Pr	P	P	P				X	X
*	Switzerland	Pr		Pr	CS	P	P	S	P	P				X	X
*	Syrian Arab Rep.	P				S	S		S				P		X
*	Tajikistan	P		P						P			P		
*	Thailand	Pr				Pr	Pr						P		
*	TFYR Macedonia		P	P		P	P		P	P			P		
Timor Leste															
	Togo			P											
	Tonga			P											
	Trinidad Tobago		P	P											
*	Tunisia	P		P	CS	P	P		P				P	X	X
*	Turkey	Pr		Pr		Pr	Pr	P	P				P	X	X
	Turkmenistan			P	CS										
	Tuvalu														
*	Uganda			P									P		
*	Ukraine	Pr	P	P	CS	Pr	Pr	P	Pr	P	S	S	P	X	X
*	Utd Arab Emirates			P	CS	Pr	Pr		P	P			P		
*	United Kingdom	P	S	Pr	CS	Pr	Pr	S	P	P				X	X
*	Utd Rep. Tanzania			P		P	P						P		
*	USA			P		Pr	Pr		P	P		CSr			

Table A7. Participation by States in multilateral treaties for which the Director General is depositary, conclusion of Revised Supplementary Agreements and acceptance of amendments to Articles VI and XIV.a of the Agency's Statute (status as of 31 December 2010) (cont.)

STATE	P&I	VC	CPPNM	CPPNMAM	ENC	AC	JP	NS	RADW	PAVC	SUPP	RSA	VI	XIV.A
* Uruguay		P	P		P	P	P	P	P			P		
* Uzbekistan			P						P			P		
Vanuatu														
* Venezuela												P		
* Vietnam	P				Pr	Pr		P				P		
* Yemen			P											
* Zambia													P	
* Zimbabwe					S	S						P		
Euratom			Pr		Pr	Pr		Pr	P					
FAO					Pr	Pr								
WHO					Pr	Pr								
WMO					Pr	Pr								

P&I Agreement on the Privileges and Immunities of the IAEA

VC Vienna Convention on Civil Liability for Nuclear Damage

CPPNM Convention on the Physical Protection of Nuclear Material

CPPNM-AM Amendment to the Convention on the Physical Protection of Nuclear Material

ENC Convention on Early Notification of a Nuclear Accident

AC Convention on Assistance in the Case of a Nuclear Accident or Radiological Emergency

JP Joint Protocol Relating to the Application of the Vienna Convention and the Paris Convention

NS Convention on Nuclear Safety

RADW Joint Convention on the Safety of Spent Fuel Management and on the Safety of Radioactive Waste Management

PAVC Protocol to Amend the Vienna Convention on Civil Liability for Nuclear Damage

SUPP Convention on Supplementary Compensation for Nuclear Damage (not yet entered into force)

RSA Revised Supplementary Agreement Concerning the Provision of Technical Assistance by the IAEA

VI Acceptance of Amendment to Article VI of the IAEA Statute

XIV.A Acceptance of Amendment to Article XIV.A of the IAEA Statute

* Agency Member State

P Party

S Signatory

r Existing reservation/declaration

CS Contracting State

X Accepting State

Table A8. Conventions negotiated and adopted under the auspices of the Agency and/or for which the Director General is the depositary (status and relevant developments)

Agreement on the Privileges and Immunities of the IAEA (reproduced in INFCIRC/9/Rev. 2). In 2010, one State became Party to the Agreement. By the end of the year, there were 82 Parties.

Vienna Convention on Civil Liability for Nuclear Damage (reproduced in INFCIRC/500). Entered into force on 12 November 1977. In 2010, the status remained unchanged with 36 Parties.

Optional Protocol Concerning the Compulsory Settlement of Disputes (reproduced in INFCIRC/500/Add.3). Entered into force on 13 May 1999. In 2010, the status remained unchanged with two Parties.

Convention on the Physical Protection of Nuclear Material (reproduced in INFCIRC/274/Rev.1). Entered into force on 8 February 1987. In 2010, three States became Party to the Convention. By the end of the year, there were 145 Parties.

Amendment to the Convention on the Physical Protection of Nuclear Material. Adopted on 8 July 2005. In 2010, 12 States adhered to the Amendment, bringing the total to 45 States.

Convention on Early Notification of a Nuclear Accident (reproduced in INFCIRC/335). Entered into force on 27 October 1986. In 2010, three States became Party to the Convention. By the end of the year, there were 109 Parties.

Convention on Assistance in the Case of a Nuclear Accident or Radiological Emergency (reproduced in INFCIRC/336). Entered into force on 26 February 1987. In 2010, one State became Party to the Convention. By the end of the year, there were 105 Parties.

Joint Protocol Relating to the Application of the Vienna Convention and the Paris Convention (reproduced in INFCIRC/402). Entered into force on 27 April 1992. In 2010, the status remained unchanged with 26 Parties.

Convention on Nuclear Safety (reproduced in INFCIRC/449). Entered into force on 24 October 1996. In 2010, five States became Party to the Convention. By the end of the year, there were 71 Parties.

Joint Convention on the Safety of Spent Fuel Management and on the Safety of Radioactive Waste Management (reproduced in INFCIRC/546). Entered into force on 18 June 2001. In 2010, six States became Party to the Convention. By the end of the year, there were 57 Parties.

Protocol to Amend the Vienna Convention on Civil Liability for Nuclear Damage (reproduced in INFCIRC/566). Entered into force on 4 October 2003. In 2010, one State became Party to the Protocol. By the end of the year, there were six Parties.

Convention on Supplementary Compensation for Nuclear Damage (reproduced in INFCIRC/567). Opened for signature on 29 September 1997. In 2010, one State signed the Convention. By the end of the year, there were four Contracting States and 14 Signatories.

Revised Supplementary Agreement Concerning the Provision of Technical Assistance by the IAEA (RSA). In 2010, three States concluded an RSA. By the end of the year, there were 114 States party to an RSA.

Fourth Agreement to Extend the 1987 Regional Co-operative Agreement for Research, Development and Training Related to Nuclear Science and Technology (RCA) (reproduced in INFCIRC/167/Add.22). Entered into force on 26 February 2007 with effect from 12 June 2007. In 2010, the status remained unchanged with 15 Parties.

African Regional Co-operative Agreement for Research, Development and Training Related to Nuclear Science and Technology (AFRA) (Fourth Extension) (reproduced in INFCIRC/377). Entered into force on 4 April 2010. In 2010, 21 States became Party to the Agreement. By the end of the year, there were 21 Parties.

Co-operation Agreement for the Promotion of Nuclear Science and Technology in Latin America and the Caribbean (ARCAL) (reproduced in INFCIRC/582). Entered into force on 5 September 2005. In 2010, two States became Party to the Agreement. By the end of the year, there were 20 Parties.

Co-operative Agreement for Arab States in Asia for Research, Development and Training Related to Nuclear Science and Technology (ARASIA) (First Extension) (reproduced in INFCIRC/613/Add.2). Entered into force on 29 July 2008. In 2010, two States became Party to the Agreement. By the end of the year, there were nine Parties.

Agreement on the Establishment of the ITER International Fusion Energy Organization for the Joint Implementation of the ITER Project (reproduced in INFCIRC/702). Entered into force on 24 October 2007. In 2010, the status remained unchanged with seven Parties.

Agreement on the Privileges and Immunities of the ITER International Fusion Energy Organization for the Joint Implementation of the ITER Project (reproduced in INFCIRC/703). Entered into force on 24 October 2007. In 2010, the status remained unchanged with six Parties.

Table A9. Nuclear power reactors in operation and under construction in the world
(as of 31 December 2010)^a

Country	Reactors in operation		Reactors under construction		Nuclear electricity supplied in 2009		Total operating experience through 2010	
	No. of units	Total MW(e)	No. of Units	Total MW(e)	Terawatt-hours (TW-h)	% of total	Years	Months
Argentina	2	935	1	692	7.6	7.0	64	7
Armenia	1	375			2.3	45.0	36	8
Belgium	7	5 934			45.0	51.7	240	7
Brazil	2	1 884	1	1 245	12.2	2.9	39	3
Bulgaria	2	1 906	2	1 906	14.2	35.9	149	3
Canada	18	12 569			85.3	14.8	600	2
China	13	10 048	27	27 230	65.7	1.9	111	2
Czech Republic	6	3 678			25.7	33.8	116	10
Finland	4	2 716	1	1 600	22.6	32.9	127	4
France	58	63 130	1	1 600	391.8	75.2	1 758	4
Germany	17	20 490			127.7	26.1	768	5
Hungary	4	1 889			14.3	43.0	102	2
India	19	4 189	6	3766	14.8	2.2	337	3
Iran, Islamic Republic of			1	915				
Japan	54	46 823	2	2 650	263.1	29.2	1 494	8
Korea, Republic of	21	18 665	5	5 560	141.1	34.8	360	1
Mexico	2	1 300			10.1	4.8	37	11
Netherlands	1	487			4.0	3.7	66	0
Pakistan	2	425	1	300	2.6	2.7	49	10
Romania	2	1 300			10.8	20.6	17	11
Russian Federation	32	22 693	11	9 153	152.8	17.8	1026	5
Slovakia	4	1 762	2	782	13.1	53.5	136	7
Slovenia	1	666			5.5	37.8	29	3
South Africa	2	1 800			11.6	4.8	52	3
Spain	8	7 514			50.6	17.5	277	6
Sweden	10	9 303			50.0	37.4	382	6
Switzerland	5	3 238			26.3	39.5	179	11
Ukraine	15	13 107	2	1900	78.0	48.6	383	6
United Kingdom	19	10 137			62.9	17.9	1 476	8
United States of America	104	100 747	1	1 165	796.9	20.2	3 603	11
Total^{b, c}	441	374 682	66	63 064	2 558.3	NA	14 353	4

NA: not applicable.

^a Data are from the Agency's Power Reactor Information System (<http://www.iaea.org/pris>).

^b The total includes the following data from Lithuania and Taiwan, China:

Lithuania: 100 TW-h of nuclear electricity generation, representing 76.2% of the total electricity generated;

Taiwan, China: 6 units, 4980 MW in operation; 2 units, 2600 MW under construction; 39.9 TW-h of nuclear electricity generation, representing 20.7% of the total electricity generated.

^c The total operating experience also includes shutdown plants in Italy (81 years), Kazakhstan (25 years, 10 months), Lithuania (43 years, 6 months), and Taiwan, China (170 years, 1 month).

Table A10. Integrated Regulatory Review Service (IRRS) missions in 2010

Type	Country
IRRS	China
IRRS	Islamic Republic of Iran
IRRS	United States of America
IRRS Follow-up	Ukraine

Table A11. Advisory Missions on the Regulatory Infrastructure for the Control of Radioactive Sources in 2010

Type	Country
Advisory Mission	Brunei Darussalam
Advisory Mission	Cambodia
Advisory Mission	Democratic Republic of the Congo
Advisory Mission	Lao People's Democratic Republic
Advisory Mission	Lesotho
Advisory Mission	Malawi
Advisory Mission	Mauritania
Advisory Mission	South Africa

Table A12. Operational Safety Review Team (OSART) missions in 2010

Type	Nuclear power plant	Country
OSART	Doel	Belgium
OSART	St. Alban	France
OSART	Bohunice	Slovakia
OSART	Ringhals	Sweden
OSART Follow-up	Cruas	France
OSART Follow-up	Mihama	Japan
OSART Follow-up	Balakovo	Russian Federation
OSART Follow-up	Oskarshamn	Sweden
OSART Follow-up	Rovno Units 3 and 4	Ukraine
OSART Follow-up	Arkansas	United States of America

Table A13. Peer Review of Operational Safety Performance Experience (PROSPER) missions in 2010

Type	Organization/Nuclear power plant	Country
PROSPER Follow-up	Sizewell A	United Kingdom

Table A14. Safe Long Term Operation (SALTO) missions in 2010

Type	Organization/Nuclear power plant	Country
SALTO	Atucha 1	Argentina
SALTO Follow-up	Kori 1	Republic of Korea

Table A15. Integrated Safety Assessment of Research Reactors (INSARR) missions in 2010

Type	Location	Country
INSARR	ETTR-1	Egypt
INSARR	ETTR-2, AEA	Egypt
INSARR	JAEC	Jordan
INSARR	HFR, NRG	Netherlands
INSARR	KACST	Saudi Arabia
INSARR	SAEC	Sudan
INSARR Follow-up	Halden RR	Norway

Table A16. Emergency Preparedness Review (EPREV) missions in 2010

Type	Country
EPREV	Azerbaijan
EPREV	Belarus
EPREV	Philippines
EPREV	Romania
EPREV	Thailand
EPREV Follow-up	Qatar

Table A17. International Nuclear Security Advisory Service (INSServ) missions in 2010

Type	Country
INSServ	Bolivia
INSServ	Burkina Faso
INSServ Follow-up	Uruguay

Table A18. International Physical Protection Advisory Service (IPPAS) missions in 2010

Type	Country
IPPAS	Cuba
IPPAS Follow-up	Slovenia

Table A19. IAEA SSAC Advisory Service (ISSAS) missions in 2010

Type	Country
ISSAS	Azerbaijan
ISSAS	Turkey

Table A20. International Probabilistic Safety Assessment Review Team (IPSART) missions in 2010

Type	Nuclear Power Plant	Country
IPSART	Borssele	Netherlands
IPSART Follow-up	Belene	Bulgaria

Table A21. International Team of Experts (ITE) missions in 2010

Type	Country
ITE	Lesotho
ITE	Zambia
