



IAEA

International Atomic Energy Agency

CHARACTERIZATION OF NORM

Content

- NORM analysis – purposes
- Radionuclides of interest
- Sampling
- Analytical Techniques
- Key messages

NORM Characterization-Purposes

- Understand preoperational baseline radiation levels
- Understand characteristics of materials (ore, wastes, residues etc.)
- For regulatory purposes (to determine of classification – exemption and clearance from regulation)
- For additional information on dose assessments
- Remediation goals for areas contaminated with NORM
- Informed decision making on management of NORM residues and waste

Baseline Background Radiation Surveys



- To characterize the undisturbed natural levels of radionuclides in the environment prior to construction and operation of large scale industrial activities involving NORM
- These levels can be used as reference levels during the remediation and closure of the industrial operation.
- Samples of interest
 - Surface soils (the top 40 cm)
 - Surface and groundwater's (dissolved activity)
 - Fallout dust
- The environmental levels of natural radionuclides are generally very low and the analysis methods require high sensitivity with low levels of detection

Understanding the NORM Material

☐ Understand radiological properties

- A total of 36 radionuclides are found in the ^{238}U (14), ^{235}U (11) and ^{232}Th (11) decay chains.
- In the analysis of a NORM material a decision is required on which radionuclides require to be analyzed and quantified.
- Mainly focus on long lived radionuclides.

☐ Understand non radiological aspects (which may impact on the controls)

- Material may have acid forming minerals
- Solubility of host materials
- Does material easily form dust

Focusing on Radiological Aspects Only

- Consider the long lived alpha emitters
 - Uranium series: ^{238}U , ^{234}U , ^{230}Th , ^{226}Ra , ^{210}Pb and ^{210}Po .
 - Thorium series: ^{232}Th , ^{228}Ra and ^{228}Th .
 - These radionuclides can give rise to internal exposures
- Consider significant gamma emitters (^{208}Tl , ^{228}Ac , ^{226}Ra etc.)
- Consider radon and thoron (and decay products)
- Characterisation may vary depending on the material of interest
 - For unprocessed material, U and Th decay chains can be assumed to be in secular equilibrium. In these cases only the parent radionuclides (ie; U and Th) require to be analyzed.
 - For processed materials, need to understand what radionuclides are present and their concentrations

Regulatory Purposes

- Make a decision on the regulatory regime (i.e.; the graded approach to regulation)
- Make a decision on the regulatory control to be implemented
- Checking the measures that the operator provides for the protection of the workers, members of the public and the environment.

Additional Information for Dose Assessment

- Radiological characterization of workplaces
- For contributing to the routine dose assessment of workers, for example; assessing the inhalation of long lived alpha emitting radionuclides and interpretation of dust sampling results.
- For contribution to specific dose assessment of worker, for example; bioassays



The radioactive material in the body may need to be assessed in special circumstances:

- Specialized work situations (e.g. uranium product sections)
- Suspected over-exposure investigations

A variety of methods may be used:

- Urine analysis (e.g. uranium product sections)
- Faecal analysis (e.g. uranium and thorium facilities)
- Lung counting
- Radon or Thoron in breath

Fore Remediation Purposes

- The large scale use of NORM in industrial activities can result in the contamination of the environment (e.g. surface soils) with radionuclides of the uranium and thorium decay chains
- Characterizing any NORM contamination is a necessary step in deciding the optimum future management of that land e.g.
 - predicting future impacts (doses to public and the environment)
 - Selection of remediation measures that will work
 - Worker protection during remediation
- The remediated site may also need to be surveyed and sampled to confirm remediation has been successful

Optimized Management of NORM residues and waste



- The management of such materials should be optimized:
 - ensuring workers and the public are protected
 - minimizing disposals (e.g. recycling or use as construction or building materials)
 - Cost effective
- Good information obtained through appropriate characterization is an essential part of the optimization process

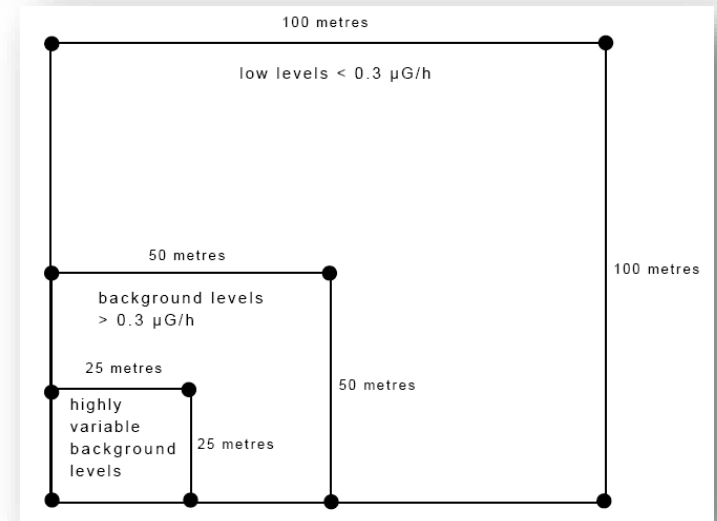
The materials requiring sampling and analysis include:

- Large quantities with moderate or low activity concentrations (e.g. ore, tailings, slag, sludges, evaporates) ranging up to a few Bq/g per radionuclide
- Small quantities with the possibility of high activity concentrations (e.g. mineral concentrates, scale, sludge, precipitator dust) ranging up to tens of thousands of Bq/g per radionuclide.
- Therefore the sampling method and analysis sensitivity requirements will vary depending upon the nature of the material and the type of assessment.

- The sampling strategy selected will depend upon the type of material
- The sampling techniques should be based upon a statistically rigorous criteria
- It is important to obtain a representative sample of material for analysis
- Many samples may require to be taken, mixed and homogenized to obtain a representative sample

Elements to consider in Sampling Strategy

- The total number and location of sampling sites (site specific)
- The frequency of sampling
- The method of sampling (grab-continuous)
- Sample preservation techniques
- Identify representative person of the public and sensitive areas.




Introduction to Analytical Techniques

- There are various analytical techniques available to quantify the radionuclide content of materials
 - Radiometric techniques (e.g. alpha, beta or gamma spectrometry)
 - Other analytical techniques (e.g. mass spectrometry)
- To be able to select the appropriate techniques, it is important to understand:
 - the capabilities and limitations of the various techniques
 - Selectivity (specific radionuclides, multiple radionuclides or type of radiation)
 - Sensitivity (Limits of detection)
 - Range of concentrations measurable (e.g. from 10 to $>10^6$ Bq.kg⁻¹)
 - technique complexity
 - costs

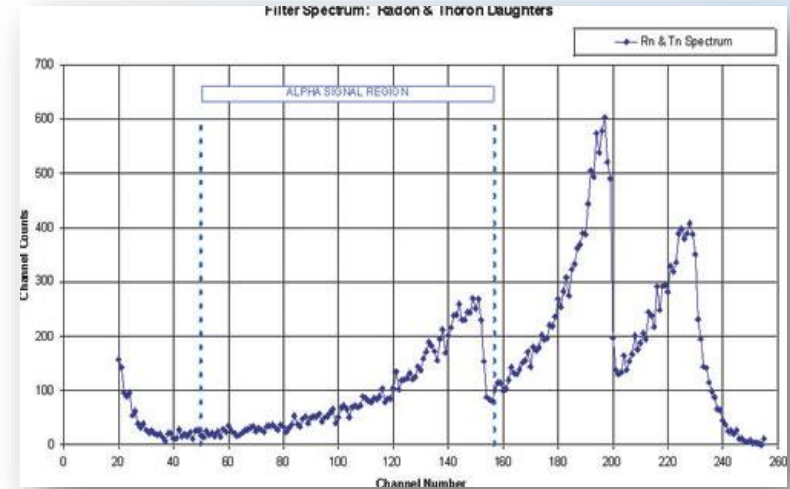
Analytical Techniques- Gamma Spectrometry

- Gamma spectrometry can detect and measure multiple radionuclides at the same time
- Relatively simple sample preparation
- Relatively short counting times (4-8 hours)
- Different instrument required for low energy gamma emitters (mainly for ^{238}U , ^{235}U , ^{210}Pb)
- Relatively inexpensive



Analytical Techniques- Alpha Spectrometry

- Key method for identifying alpha emitters
- Suitable for measuring very low concentrations
- Complex sample preparation required - radiochemical extraction
- Time consuming
- Expensive



Analytical Techniques- Proportional counting

- Provides information on alpha and beta content
- Cannot identify radionuclides
- Relatively simple sample preparation (thin layer)
- Relatively short count times
- Relatively inexpensive



Analytical Techniques- Liquid Scintillation Counters

- Provides information on alpha and beta content
- Cannot identify radionuclides
- Relatively simple sample preparation but needs to be put in solution
- Relatively short count times
- Relatively inexpensive



Instrumental neutron activation analysis (INAA):

- A highly sensitive technique
- The sample material is irradiated by neutrons in a nuclear reactor.
- Activation products are formed and are then assessed using gamma spectroscopy.

The XRF (X ray fluorescence spectrometry) method is well suited to the rapid determination of elemental uranium and thorium concentrations in solid samples

- Total U and Th can be detected to very low levels e.g. 1-2 ppm
- The method is useful as a screening technique
- The calibration of the XRF must be specific to the type of material being analyzed e.g. mineral ore, soils, scale, sludge etc.

Inductively coupled plasma atomic emission spectroscopy (ICP-AES):

- Used for the chemical analysis of aqueous solutions of rocks and other materials
- Suitable for the determination of a wide range of major elements and a limited number of trace elements.

Inductively coupled plasma mass spectroscopy (ICP-MS):

- ICP-MS can be used to determine trace elements at environmental levels.
- The technique is well suited to determination of total uranium and thorium.

- The above analytical techniques provide the analysis results in ppm total uranium or thorium.
- The following conversions from parts per million to Becquerel's per gram per radionuclide can be used
 - 1 ppm uranium = 12.3 mBq ^{238}U per gram of material;
 - 1 ppm thorium = 4.1 mBq ^{232}Th per gram of material.

- Analytical technique selection will depend on your needs and should be fit for purpose
- For NORM associated with most industrial processes, it is adequate to have a basic analytical infrastructure (eg; XRF, HPGe gamma spectrometry)
- Techniques can be complimentary and used in combination if necessary e.g.
 - Gross alpha-beta counting for routine measurements
 - Radionuclide specific analysis when further detail is required
- The more complex radiochemical techniques more likely to be required for:
 - Background baseline surveys
 - Liquid effluent discharges from NORM facilities
 - Industrial processes where ^{210}Pb and ^{210}Po is of concern

- The analysis should be carried out by an ISO accredited laboratory and the methods will be documented.
- The analytical standards and methods must be traceable to national and international standards. Such a laboratory would carry out regular intercomparison exercises.
- If an accredited laboratory is not available the analytical technique must at least be validated against appropriate reference materials (e.g. NORM related materials provided by IAEA or other national/ international bodies)

- Characterisation of NORM is required for a number of important purposes
- There are a number of standard techniques for sampling, measurement and analysis of NORM
- Make sure your selection of techniques are appropriate
- Use of an accredited laboratory for analyses
- Seek competent assistance and advice if necessary