

International Guideline for Transboundary Shipments of Irradiated Sterile Insects



DISCLAIMER

The mention of specific companies or a certain manufacturers' products in this document does not imply that they are endorsed or recommended by the FAO/IAEA in preference to others of a similar nature that are not mentioned.

The proper citation for this document is:

FAO/IAEA. 2022. International guideline for transboundary shipments of irradiated sterile insects. Food and Agriculture Organization of the United Nations/International Atomic Energy Agency. Vienna, Austria. 38 pp.

Table of Contents

PREAMBLE

1. Introduction.....	5
2. Scope.....	6
3. Hazard Analysis.....	6
4. Operational Procedures.....	8
5. Normative Procedures.....	12
6. Relevant Resources.....	21
Appendix 1 List of Contributors.....	29
Appendix 2 Table of Transboundary Shipments.....	31
Appendix 3 Samples of Shipping Documents.....	33
Appendix 4 Datasheet for Shipment of Sterile Insects.....	38

PREAMBLE

A Consultants Group Meeting was held to prepare an International Guideline of Transboundary Shipment of Sterile Insects, and to draft an International Standard on Phytosanitary Measures (ISPM) for Transboundary Shipment of Sterile Insects to be submitted to the Commission of Phytosanitary Measures (CPM) of the IPPC in 2023. The meeting took place in Vienna at the Joint FAO/IAEA Centre of Nuclear Techniques in Food and Agriculture, from 13 to 17 June 2022.

The Consultants Group (see Appendix 1) followed-up on a recommendation given in 2001 by a similar group of consultants, to draft an ISPM aimed at facilitating transboundary shipments of sterile insects. This as a response to the growing interest and demand from National Plant Protection Organizations (NPPOs), Veterinary Services and Public Health Organizations of FAO and IAEA Member States for alternatives to pesticide use and the increasing interest, also from the private sector, in the application of the sterile insect technique (SIT).

As the SIT becomes more commercial, the need for guarantees that the sterile insects can be safely and legally shipped is essential to encourage financial investments in commercial sterile insect mass-rearing facilities. Also, international regulations are required to reduce the need for independent development of national regulations that may hinder the insect control programmes.

This document contains guidelines for transboundary shipment and importation of irradiated sterile insects (either as a consignment in transit or for entry in the country of destination). Producers/shippers and importers of sterile insects may be private businesses as well as government, parastatal, joint venture or international organizations.

It is suggested to keep the Joint FAO/IAEA Insect Pest Control Sub-Programme informed of any difficulties in compliance with the procedures or gaps in understanding of the procedures. Contact with the Joint Sub-Programme can facilitate awareness of new developments in operation procedures available in guidelines and manuals (Contact us: W.R.Enkerlin@iaea.org).

1. Introduction

The sterile insect technique (SIT) has been successfully used in large-scale programmes to prevent, contain, suppress, and eradicate insect pests in many countries throughout the world. Since the SIT is species specific, it enables pest control without the risk of introducing potentially invasive insect species into ecosystems, threatening their biodiversity. Unlike insecticides and other control methods, efficiency of SIT increases as the population density of the target pest decreases.

This method relies on the sustained and area-wide release of large numbers of sterile insects over areas infested or at risk of infestation with the target pest. Before release, sterile insects are mass-reared, sterilised, packed, shipped, been fed and matured, and are then loaded into delivery vehicles for aerial or ground release.

One such pest prevention programme is the Mediterranean Fruit Fly Preventive Release Programme in California, the United States of America (USA), in which sterile Mediterranean fruit flies or ‘medflies’ (*Ceratitis capitata*) are released weekly, by air, over large areas at risk of introduction of this invasive pest. Sterile insects have also been used in biological containment barriers, such as the medfly barrier located along the Mexico–Guatemala border. Over one billion sterile medflies are released along this border every week to prevent their spread to the medfly-free areas north of the barrier. In the Okanagan–Kootenay Sterile Insect Release (OKSIR) programme to suppress codling moth (*Cydia pomonella*) in Okanagan, British Columbia, Canada, sterile moths are continuously released over apple orchards to manage the pest, as a safe, eco-friendly replacement for organophosphate insecticides. To eradicate the New World screwworm (*Cochliomyia hominivorax*) from Central America, sterile flies were released throughout the whole region. The SIT method has also been used to eradicate tsetse (*Glossina austeni*) populations on Unguja Island, Zanzibar, between 1994 and 1997. An operation to eradicate *Glossina palpalis gambiensis* in Senegal is ongoing. The SIT approach is also being used to eradicate incipient outbreaks of invasive pest species, such as the cactus moth (*Cactoblastis cactorum*) in the Yucatan Peninsula, Mexico, the Australian painted apple moth (*Teia anartoides*) in New Zealand, a major medfly outbreak in the Dominican Republic in 2017, a major recent outbreak of the New World screwworm in the Florida Keys, USA, in 2018 and in Libya in 1992.

The return on investment provided by past and current SIT programmes is unquestionable, with benefit-to-cost ratios ranging from US\$ 2.80 for each dollar invested in the case of a medfly population suppression programme in South Africa, to as much as 1,000 to 1 in the case of a medfly prevention programme in Chile (Enkerlin 2021).

The SIT has been applied for more than 65 years against several insects which are key plant pests, such as fruit flies and moths, and key livestock pests, some of which are vectors of zoonotic diseases, including New World screwworm and tsetse (Enkerlin and Pereira 2022 in press). More recently, the SIT package has been developed against *Aedes aegypti* and *Aedes albopictus* mosquitoes, vectors of human diseases such as dengue, chikungunya and Zika. Pilot trials are under way in several countries (Bouyer et al. 2020; Lees et al. 2021).

Regulated insect species are being suppressed and/or eradicated through the SIT. While the majority of insect species being treated with SIT are regulated, the fact that they are sterile prevents establishment and therefore eliminates the risk. The optimal level of sterility is species specific and is achieved by following established operating procedures.

The SIT presented in this guideline specifically uses ionising radiation – gamma rays, X-rays, or electron-beam (e-beam) processing – to sterilise mass-reared insects of the target pest population so that they cannot produce offspring when they are released in the field and mate with their wild counterparts. Insects sterilised using ionising radiation do not have any residual radiation.

Transboundary shipments of irradiated sterile insects have taken place on a regular basis since the SIT was first developed. Currently, this includes tephritid fruit fly pests, moths, new world screwworm,

tsetse and mosquitoes. The SIT is under development for other species that may be included in future transboundary shipments. In 2022, the total number of sterile insects shipped was estimated at over 1 trillion in more than 20,000 shipments to 32 recipient countries from 24 sterile insect production facilities. During a period of almost 60 years, only very few problems associated with shipping live sterile insects across borders have been recorded. This includes one case in 2003 of non-irradiated New World screwworm that were shipped to a specific location for field release. There were no significant consequences because of the effective implementation of a contingency plan (For history of Transboundary Shipments of Sterile Insects from 1963-2022 see Appendix 2. For further updates see:

<https://nucleus.iaea.org/sites/naipc/dirsit/SitePages/HISTORY%20OF%20TRANSBOUNDARY%20SHIPMENTS%20OF%20STERILE%20INSECTS.aspx?WikiPageMode=Edit&InitialTabId=Ribbon.EditingTools.CPEditTab&VisibilityContext=WSSWikiPage>).

There is no report of any shipment of sterile insects having been rejected by plant protection or animal health authorities.

The objective of this guideline is to facilitate the formulation of more appropriate and harmonized regulatory frameworks for safe and timely transboundary shipments of irradiated sterile insects for SIT development and application.

2. Scope

This guideline is intended to assist competent authorities, organizations and facilities shipping insects sterilized using ionising irradiation to follow established operating procedures thus assuring safe shipment while facilitating transboundary shipments.

3. Hazard Analysis

The probability of hazards occurring from transboundary movement of sterile insects is negligible if established operating procedures are followed (Figure 1). Detailed information available in: <https://www.iaea.org/sites/default/files/guideline-for-packing-sept2017.pdf>.



Figure 1. Irradiation of fruit fly pupae following established operational procedures. (©FAO/Programa Moscamed Mexico, Guatemala, USA.

4. Operational Procedures

4.1 Packing at Mass-Rearing Facility for Long Distance Shipping

After irradiation sterile pupae or adults are placed in a container such as a carton box, polyethylene bag or a petri dish and are loaded into secure styrofoam or cardboard shipping boxes for long distance transboundary transportation to release centres or release areas. Although in general terms packing and shipping procedures are similar, there are some differences depending on the sterile insect species.

Fruit flies

As an example, the shipping box used to hold the 4-litre bags of fruit fly pupae is constructed of double-walled corrugated cardboard of 74 x 34 x 34 cm with a top and bottom full overlap. Inside the box, a central compartment, 46 cm long, is lined with additional layers of corrugated cardboard. Nine bags of pupae are placed lengthwise within this central compartment in three layers of three bags each. Layers, as well as bags within a layer, are separated by spacers of double- and single-wall corrugated cardboard, respectively. The space remaining at either end of the box (≈ 10 cm of the length of the box) is used to hold cooling units. These can be cooling units (hydrogel) prepared at the packing facilities, or using two packs of “blue ice”, wrapped in newspaper (Figure 3a).



Figure 3. a) Inside view of a box used to ship sterile Medfly pupae from Guatemala Moscamed rearing facility, b) Inside view of a box used to ship Queensland fruit fly in Australia. (©FAO/Programa Moscamed Mexico, Guatemala, USA/Queensland Fruit Fly Program Australia).

According to the capacity of the cardboard box, temperature must be kept at 16 – 20°C. In Australia 2-litre bags of pupae are placed in a cardboard carton, with ten of these cartons in a Styrofoam box (Figure 3b). In Argentina, a cardboard box of 42,5 x 33 x 27 cm and a Styrofoam box inside with 7 plastic bags of 2.8 L pupae per bag is used (FAO/IAEA/USDA. 2019).

Once full, a box is sealed with carton staples (placing staples in locations where they will not hit the bags of pupae) and two bands of fibre-reinforced plastic adhesive tape (Figure 4).



Figure 4. Sealed boxes used for shipping sterile medfly pupae from Guatemala Moscamed rearing facility. (©FAO/Programa Moscamed Mexico, Guatemala, USA).

Moths

As an example, sterile adults of the False codling moth (*Thaumatotibia leucotreta*) are packed in a cardboard box, 14 x 13.2 x 5.2 cm, containing ca. 15000 individuals. To keep moth nonactive, low temperature of 4 - 8 °C should be kept in long transboundary shipment. Moth boxes are placed in two Styrofoam containers, with cooling units within the internal and exterior containers. This form allows cool chain of 72 hours. Since flight ability of moth is affected directly by scales lost, keeping the insects in cool environment to prevent movement is crucial before release.

In the case of the Codling moth (*Cydia pomonella*), 50 petri dishes containing each approximately 23 g of sterile moth adults are packed in a polyurethane cooler box with icepacks wrapped in newspaper surrounding the box. The cooler box is then placed in a cartoon box with proper labels (Figure 5). Data shows that airfreighting (67 to 89 hours in duration) at temperatures near 0 Celsius appears to have little detrimental effect on quality including moth emergence, longevity, and ability to mate (Blomefield et al. 2011).



Figure 5. Sealed box used for shipping sterile Codling moth adults from British Columbia, Canada, to New Zealand. (©FAO/OKSIR Facility Osoyoos, British Columbia, Canada).

Tsetse Flies

Tsetse flies are usually transported as pupae, either chilled at 8-10°C just before emergence between 28-31 days post larviposition, or between day 25-30 post larviposition at ambient temperatures of 20-22°C if pupae were sorted with the Near Infrared Pupae Sex Sorter (NIRPSS). The irradiated pupae are placed in petri dishes or carton boxes (Figure 6) and transported in insulated shipping boxes containing phase change material packs (PCM) (Figure 7), see detailed description of the packaging protocol in <https://www.iaea.org/sites/default/files/21/06/nafa-ipc-manual-long-distance-shipment-tsetse-pupae.pdf>. For example, in the packing system that was used in 2012 for the shipment of irradiated tsetse pupae from Bobo-Dioulasso to Dakar, eight PCM packs maintained the temperature inside the shipment box at around 10 °C for up to 4 days (Pagabeleguem et al. 2015) (Figure 8).




Figure 6. a) Open transport boxes showing tsetse pupae with sawdust partly wrapped with cotton wool and netting. b) Partly closed transport box showing final wrapping of cotton wool and netting.



Figure 7. a) Inside view of a box used for chilled pupae shipment conditions, b) Inside view of a box used to ship pupae at ambient temperatures.

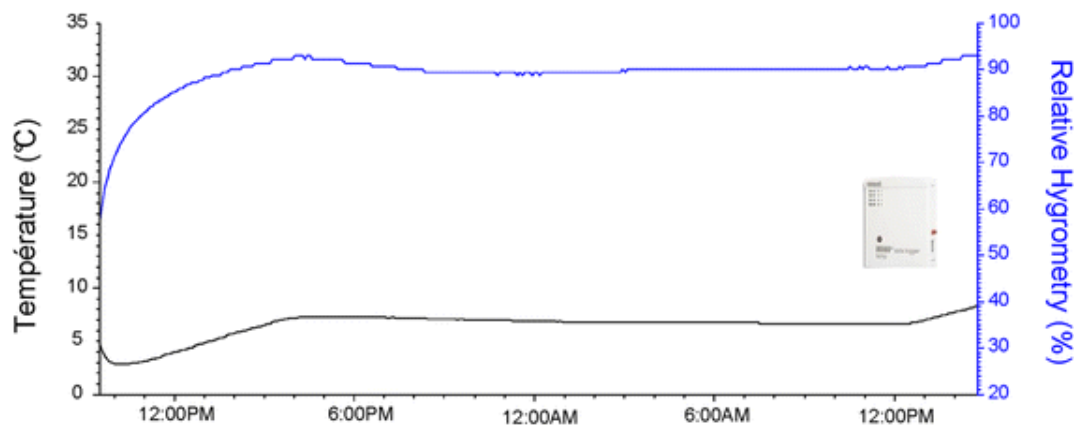


Figure 8. Temperature and relative humidity recorded inside the insulated transport box with a data logger during a pupal shipment of mature irradiated tsetse pupae from Bobo-Dioulasso to Dakar. (Pagabeleguem et al. 2015).

Mosquitoes

In mosquitoes, chilled adult irradiated males are transported within insulated boxes containing phase change material packs (PCM) keeping the temperature in a range of 8-15°C, together with humidity control packs to maintain the relative humidity at 70 - 75%. Sterile males are packed at about 100 males/cm³ in containers such as diamond painting storage boxes (DiamondPaintingsx.ch, Switzerland) attached in 4 rows (Figure 9). Each individual box (2.5 x 2.3 x 2.3 cm) has a press down lid that ensures that the lids do not come off. Each single box contains about 1300 sterile males. These individual boxes are placed in a larger closed box itself placed within an insulated box. Three levels of containment are actually required for their transport to avoid any possible escape, while allowing possible inspection activities by the sanitary authority or customs thanks to the transparency of the boxes (Figure 9).



Figure 9. Transport boxes used for the trans-boundary shipment of sterile male mosquitoes. (© Hamidou Maiga, IAEA).

4.2 Labelling

All boxes are properly labelled with the words: “Fragile” and/or “Biological Material”. The words “Live Sterile Insects” and indication of the storage conditions (“This Side Up”, “Handle with Care”, “Keep Cool” or “Do not leave in the sun”) should also be present on the boxes (Figure 10).



Figure 10. Sample of label placed on boxes containing sterile medfly pupae shipped from Argentina (Mendoza rearing facility) to Spain (region of Valencia). (©FAO/ISCAMEN).

These words should be adopted as a standard for those programmes using SIT. In all cases, the boxes should be kept under the shade in a cool place. As described in Section 4.1, the minimum temperature at which the boxes containing sterile insects should be kept is different for each species. The boxes should never be kept at freezing temperatures.

To facilitate tracking of consignments, these should have complete information on the location of the addressee and a shipment number. Additionally, boxes for each shipment have to be numbered consecutively in large, clear writing on the outside of the box, e.g. “Shipment 18, Box 3 of 24”.

4.3 Shipping time

For transboundary shipment, insects shipped as pupae or adults, are typically carried by commercial airlines in a portion of the cargo hold where temperature and air pressure are held at “cabin” levels. For long distance shipments airline routing should be carefully selected to minimize transshipment points and overall shipment time. Although in certain cases fruit fly pupae have been held under hypoxia for 40 hours, for some insects such as the Mediterranean fruit fly it has been observed that quality begins to drop rapidly when hypoxia extends beyond ≈ 24 hours. Use of plastic bottles rather than bags and boxes increases the negative effects of extended hypoxia on insect quality (Figure 11).

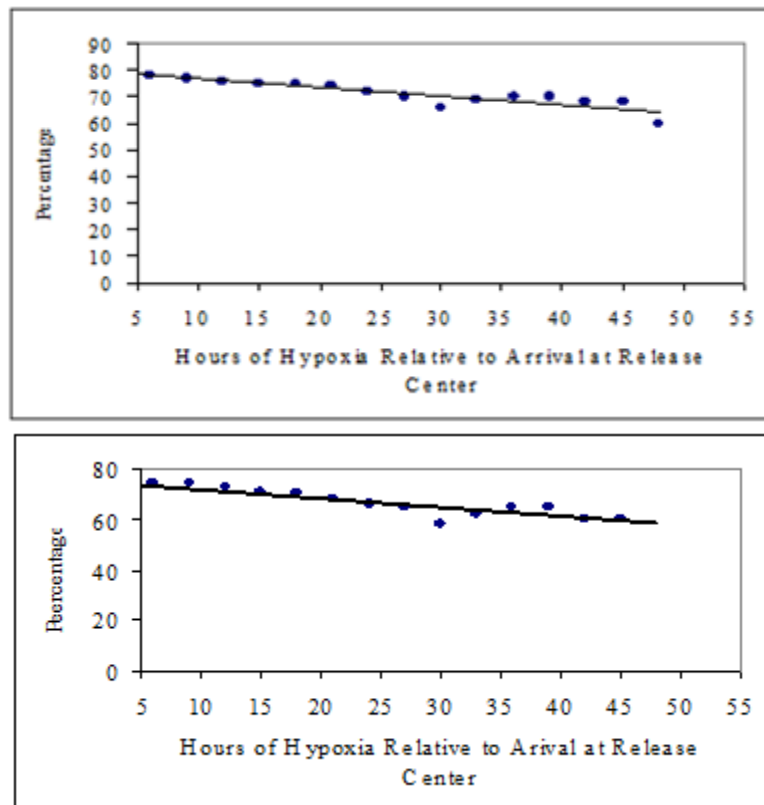


Figure 11. Effects on emergence (a: top) and fliers (b: bottom) of sterile fruit flies from prolonged hours in hypoxia during shipment (FAO/IAEA 2017).

For some adult moths such as the false codling moth using low temperature of 4 - 8 °C for transboundary shipment, allows expansion of transport time up to 60 hours, with minor effect on survival. However other parameters such as mating behaviour might be affected.

5. Normative Procedures

National governments should designate the authority responsible for facilitating safe shipment of sterile insects (either through or to their territory). It is up to the competent authority (e.g., National Plant Protection Organization (NPPOs), Veterinary and Sanitary Services) to coordinate with the producer/shipper and importer regarding their responsibilities for achieving secure and timely shipment.

5.1. Responsibilities of the producer/shipper of the sterile insects

The producer/shipper should:

- Ensure that sterile insects conform to internationally accepted quality control standards (where available) (for fruit flies FAO/IAEA/USDA 2019, FAO 2005) and, otherwise, to established procedures developed by operational programmes.
- Ensure that exported sterile insects conform to the requirements established by the competent authority of the importing country and to the extent the transit route is anticipated and advised by the carrier, of any transit country (Figure 12).
- Ensure that documentation includes instructions to handlers and officials at the point of entry on how the package should be treated. This is to avoid damage to the contents and on action to be taken if the packaging is breached. Documentation should also indicate whether it may be opened for Customs inspection (Figure 13).
- The producer/shipper should give advance notice with full details of routing to the importer/receiver to minimize delays and to alert officials at the point(s) of entry.



Figure 12. Transit documents for shipment of sterile medfly pupae from Guatemala to Israel through the Netherlands. (©FAO/Programa Moscamed Mexico, Guatemala, USA).

230- 9895 7806

230 GUA 9895 7806

Shipper's Name and Address PROGRAMA MOSCAMED 16 CALLE 9-38 ZONA 10 GUATEMALA CITY GUATEMALA, C.A. PH:502-2314 1212		Shipper's Account Number NIT: 759654-7	Not Negotiable Air Waybill COPA CARGO Issued by
Consignee's Name and Address AGENCIA DE REGULACION Y CONTROL FITO Y ZOOSANITARIO AV. ELOY ALFARO N30-350 Y AMAZONAS RUC:1768188830001 CONTACTO:MARIA CRISTINA SOSA		It is agreed that the goods described herein are accepted in apparent good order and condition (except as noted) for carriage SUBJECT TO THE CONDITIONS OF CONTRACT ON THE REVERSE HEREOF. ALL GOODS MAY BE CARRIED BY ANY OTHER MEANS INCLUDING ROAD OR ANY OTHER CARRIER UNLESS SPECIFIC CONTRARY INSTRUCTIONS ARE GIVEN HEREOF BY THE SHIPPER, AND SHIPPER AGREES THAT THE SHIPMENT MAY BE CARRIED VIA INTERMEDIATE STOPPING PLACES WHICH THE CARRIER DEEMS APPROPRIATE. THE SHIPPER'S ATTENTION IS DRAWN TO THE NOTICE CONCERNING CARRIER'S LIMITATION OF LIABILITY. SHIPPER MAY INCREASE SUCH LIMITATION OF LIABILITY BY DECLARING A HIGHER VALUE FOR CARGO AND PAYING A SUPPLEMENTARY CHARGE THEREON. ROE USD 1,00X7.73	
Issuing Carrier's Agent Name and City CARGO, S.A. / GUATEMALA, C.A. 7A AVENIDA 1-80 ZONA 13 FAX: 2440 0275		Accounting Information NOTIFY:ENTREGAS Y CONSOLIDACION ENSPESCON S.A. AV. ELOY ALFARO ENTRE LOS JUNCOS Y MANUEL AMBROSIO RUC:1752545838003 TEL:502 9 50330000 C/CIH FEM YSAI ATTACHED ENVELOPE WITH DOCUMENTS	
Agent's IATA Code LA ALBORADA GUATEMALA, C.A.		Reference Number NOTIFY:ENTREGAS Y CONSOLIDACION ENSPESCON S.A.	
Airport of Departure (IATA, if First Carrier) and Requested Routing LA ALBORADA GUATEMALA, C.A.		Reference Number NOTIFY:ENTREGAS Y CONSOLIDACION ENSPESCON S.A.	
To By First Carrier PTY COPA CARGO		Declared Value for Carriage USD 205.00	
Airport of Destination QUITO ECUADOR		Declared Value for Customs USD 205.00	
Handling Information DO NOT EXPOSE TO SUNLIGHT. MUST BE REFRIGERATED AT 14°C. SHIPMENT IN TRANSIT. FINAL DESTINATION QUITO ECUADOR.		Insurance INSURANCE - If carrier offers insurance, and such insurance is required in accordance with the conditions thereof, indicate amount to be insured in figures in box marked "Amount of Insurance".	
No. of Pieces 2		Gross Weight 41	
Rate Class C		Chargeable Weight 41	
Rate 5.00		Total 205.00	
Nature and Quantity of Goods PUPA MACHO DE MOSCA DEL MEDITERRANEO ESTERIL. PCS 2 DIMS. 25X15X14- 2 PUPAS PERECEDERO.		Diversion contrary to U.S. law prohibited.	
Present \$ 205.00		Other Charges ADUANA A C/O CARGO, S.A. FUEL SURCHARGE 5.00 TERMINAL FEE 1.50 CUSTOM FEE 2.00 UIOC 4.10 IVA. 26.11	
Total Other Charges Due Agent 26.11		Shipper certifies that the particulars on the face hereof are correct and that insofar as any part of the shipment contains dangerous goods, each part is properly described by name and is in proper condition for carriage by air according to the applicable Dangerous Goods Regulations.	
Total Other Charges Due Carrier 12.60		CARGO, S.A. / GUATEMALA, C.A. Signature of Shipper or Its Agent	
Total Present \$ 243.71		GUATEMALA, C.A. JANUARY 09th 2015- Signature of Agent or Its Agent	
Total Collect \$ 243.71		230- 9895 7806	

Figure 13. Sample of Air Waybill indicating handling procedures for sterile insect packages.

Box 1. The need for official documentation

Historically, international supplies of sterile insects for SIT programmes have been based on government-to-government arrangements, motivated by the importing country's official control programmes. Over more recent years, as commercial shipments and end-user involvement has increased, national authorities are seeking some form of assurance that consignments of sterile insects coming in to their country are safe. In terms plant and animal health mandates, this focuses on the imported insects not becoming a pest itself – which is mitigated by sterility and in many programmes release of males only – or introducing a vectored disease. For insects that may vector human or zoonotic diseases this includes freedom from that pathogen as well. Freedom from contaminating organisms (e.g., parasites) also is required - in both cases the risk is mitigated by specific procedures applied in the insect mass rearing facilities and during packaging and transport. Countries are requesting different types of documentation to fulfil this purpose, as there is no single, fit-for-purpose certificate that would cover all these scenarios (Quinlan et al. 2022).

The roles and process for managing these requirements for plant pests are laid out in the International Standard for Phytosanitary Measures 3 (FAO 2005), under the International Plant Protection Convention. An NPPO is the competent authority for issuing plant health certifications for export, which may be the paper form or an electronic certificate. Inspections or other steps to demonstrate compliance must be carried out by the NPPO or a different public sector entity, which is technically qualified and duly authorized by the NPPO (ISPM 12). Public sector in this context may be at any level of government. Many of those involved in shipping live insects are not familiar with ISPM 3, however, or the regional frameworks, e.g. in the European Union (Oliva et al. 2022).

In order to align with the model certificate (International Plant Protection Convention Article V.2(b); ISPM 12, Annex 2), national phytosanitary certificates for export may only be used for trade in regulated products (i.e., regulated species, strains or biotypes of insects) and may only make statements related to the mandate of the IPPC, for instance statements about animal health cannot be added. Sterile insects are often used against regulated pest species, but may also be imported for control programmes against insect species that are not officially regulated, e.g. species established in a country where SIT is being used for limited areas or without the framework of official control.

Sanitary Certificates issued by National Veterinary Services have been required by several importing country authorities to attest to the health of the insects. This may be requested for each consignment, or for a particular trade (several consignments from the same company, using the same route, over a specified time). This approach has been used for sterile insect that are animal pests or vectors of animal disease (i.e., screwworm and tsetse). The Terrestrial Animal Code (WOAH 2021), however, has a definition of animal that does not include any insects other than bees (which are covered by WOAH for particular reportable diseases, as explained in Torres et al. 2022). There is no national authority consistently recognised for declaring a vector of human or zoonotic disease as free from pathogens, although the individual production facility should be able to confirm procedures to achieve this status.

The WOAH has encouraged discussion of how to rationalise the use of official certificates for live insect trade (Éloit 2022). Shippers and competent authorities should follow developments under the WOAH and IPPC, or other relevant international bodies, regarding future use of health certificates for sterile insect shipments.

5.2 Responsibilities of the competent authority of the exporting country

The competent authority in the exporting country should support the producer/shipper as needed by:

- a) clarifying the requirements of the importing country, and if necessary, negotiating how they can be met.
- b) providing a phytosanitary, zoosanitary or sanitary certificate for the shipment as required by the importing country's competent authority, or by the competent authority of any transit country (Figure 14)

5.3 Responsibilities of the competent authority of the importing country

The competent authority of the importing country should:

- a) provide information on all requirements to import sterile insects including instructions and need for advance notice to the first point of contact (e.g., Customs Border Control).
- b) in case of inspection, avoid escape, harm or contamination of the sterile insects.

5.4 Responsibilities of the importer

The importer should:

- a) obtain necessary permits for importing sterile insects from the competent authority of the importing country and as needed, from the competent authority of any transit country.
- b) notify the producer/shipper and appropriate authorities in the case of a missing or delayed consignment of sterile insects to facilitate tracking the shipment and proper handling when located or if a package arrives damaged.

5.5 Responsibility of the carrier

The role of the carrier is a critical part of the transboundary shipment process of sterile insects. The quality and usefulness of these shipments rely on timeliness and reasonable care of each shipment.

The carrier should:

- seek the most direct and timely routing for shipment
- provide an online tracking process for all shipments
- be aware of and follow the procedures outlined under handling, particularly the ambient temperature requirements for storage of the parcel.

<p>MINISTRE DES RESSOURCES ANIMALES ET HALIEUTIQUES SECRETARIAT GENERAL Insectarium de Bobo-Dioulasso</p> <p>Date :</p> <p>CERTIFICATION SANITAIRE</p> <p>Ceci certifie que les échantillons de pupes incluses dans cet envoi sont exempts de parasites et de maladies. Le matériel n'a aucune valeur commerciale, n'est pas limité et sera utilisé exclusivement pour la recherche scientifique.</p> <p>MINISTRE DES RESSOURCES ANIMALES ET HALIEUTIQUES SECRETARIAT GENERAL Insectarium de Bobo-Dioulasso Campagne d'Eradication des Tsé-tsé et des Trypanosomes (IBD-CETT)</p> <p>TOE Ange Irénée, Chef de service Production Insectarium de Bobo-Dioulasso</p> <p style="text-align: center;">FACTURE PROFORMA</p>	<p style="text-align: center;">Expéditeur Insectarium de Bobo-Campagne d'Eradication de la mouche Tsé-tsé et de la Trypanosome (IBD-CETT) BP: 1017, Avenue du Gouverneur Louveau BOBO DIULASSO BURKINA FASO TEL: 00226 20 97 15 21</p> <p>NUM FACTURE: ^{ans} envoi DATE : TRACKING NUMBER :</p> <p style="text-align: center;">Destinataire: ISRA/LNERV, BP: 2057 Route du Front de Terre DAKAR/SENEGAL ATTN: Dr Assane Gueye FALL E-mail: agueyefall@yahoo.fr Cel: +221 77 550 28 70</p> <table border="1" style="width: 100%;"> <thead> <tr> <th>DESCRIPTION DU PRODUIT</th> <th>QUANTITE</th> <th>PRIX UNITAIRE</th> <th>MONTANT EN EUROS</th> </tr> </thead> <tbody> <tr> <td>ECHANTILLONS DE PUPES</td> <td style="text-align: center;">1</td> <td style="text-align: center;">2,00</td> <td style="text-align: center;">2,00</td> </tr> <tr> <td style="text-align: center;">TOTAL</td> <td style="text-align: center;">1</td> <td style="text-align: center;">2,00</td> <td style="text-align: center;">2,00</td> </tr> </tbody> </table> <p>MINISTRE DES RESSOURCES ANIMALES ET HALIEUTIQUES SECRETARIAT GENERAL Insectarium de Bobo-Dioulasso Campagne d'Eradication des Tsé-tsé et des Trypanosomes (IBD-CETT)</p> <p>TOE Ange Irénée</p>	DESCRIPTION DU PRODUIT	QUANTITE	PRIX UNITAIRE	MONTANT EN EUROS	ECHANTILLONS DE PUPES	1	2,00	2,00	TOTAL	1	2,00	2,00
DESCRIPTION DU PRODUIT	QUANTITE	PRIX UNITAIRE	MONTANT EN EUROS										
ECHANTILLONS DE PUPES	1	2,00	2,00										
TOTAL	1	2,00	2,00										

Figure 14. Sample document: Sanitary Certificate for exports of tsetse (*Glossina sp*) from Burkina Faso to Senegal.

5.6 Shipping documents

Packages should be accompanied by the necessary documentation to guarantee timely and safe delivery. Producers/shippers should be vigilant of the following (see Appendix 3 for examples of documentation):

- a) documentation should conform to relevant regulations of exporting and importing countries and as needed of any transit countries. These will include a customs declaration (see sample 3.4 Appendix 3), commercial invoice, and may include additional documents as required such as export permit and import permit (see samples 3.3 and 3.5 Appendix 3), certificate of origin (Figure 15), national transit permit, phytosanitary, zoosanitary or sanitary certificate, irradiation certificate (Figure 16), labelling and notification.

CERTIFICADO DE ORIGEN

F No. 437172

LA CAMARA DE COMERCIO DE GUATEMALA, hace constar:


a) Que el día de hoy se ha presentado a sus oficinas a requerir la emisión del presente certificado, el señor **DR. EDWIN RAMIREZ** quien manifestó actuar en nombre **PROGRAMA MOSCAMED PLANTA EL PINO** comerciante domiciliado en **KM. 47.5 RUTA A EL SALVADOR**

BARBERENA SANTA ROSA GUATEMALA, CENTRAL AMERICA y bajo juramento declaró que las mercaderías abajo especificadas enviadas por vía **AEREA** en el **COPA CARGO** que zarpó (zarpará) de

el **25 DE AGOSTO DE 2021** con destino a


MINISTERIO DE AGRICULTURA Y GANADERÍA, QUITO, ECUADOR a la orden de **AGENCIA DE REGULACION Y CONTROL FITO Y ZOOSANITARIO**

son de origen o producción **GUATEMALA C.A. (ABROCALIDAD) / SRA. CRISTIAN ORTIZ / SRA. MARIA CRISTINA**

MARCA	QUANTIDAD	DESCRIPCION	PESO BRUTO	NETO	VALOR
SIN MARCAS	2	PIEZAS CONTENIENDO 3,550 MILLONES PUPA HACHO ESTERIL DE MOSCA DEL MEDITERRANEO.-	42.00 KGS	30.00 KGS	525.00
					525.00

b) Que las mercaderías arriba descritas son productos de **GUATEMALA, C.A.- PROGRAMA MOSCAMED PLANTA EL PINO**, según se desprende de la documentación presentada al efecto y analizada por esta Cámara

En fe de lo cual se firma el presente certificado por el requirente y por el Gerente de la Cámara de Comercio de Guatemala, en la ciudad de Guatemala el **18 DE AGOSTO DE 2021.-**


PROGRAMA MOSCAMED
REQUIRENTE




CAMARA DE COMERCIO DE GUATEMALA
Gabriela León
COMERCIO EXTERIOR
CAMARA DE COMERCIO DE GUATEMALA
GUATEMALA, S.A.
POR GERENTE
ORIGINAL

Figure 15. Sample of certificate of origin for sterile Mediterranean fruit flies being shipped from Guatemala to Ecuador.

RE-PD-IR-08 Versión 6	PLANTA EL PINO PROGRAMA MOSCAMED Guatemala, C.A	
068	CERTIFICADO DE IRRADIACIÓN	

CERTIFICADO DE IRRADIACIÓN Cepa TSL



SE CERTIFICA QUE LAS BOLSAS DE MOSCA DEL MEDITERRÁNEO, *Ceratitis capitata* (Wiedemann)
FUERON IRRADIADAS DE ACUERDO CON EL PROCEDIMIENTO APROBADO

DÍA DE IRRADIACIÓN:	24/08/2021		
TOTAL DE CAJAS:	2		
BOLSAS IRRADIADAS:	18		
DOSIS CENTRAL DE ESTERILIZACIÓN APLICADA	145	Gy	
NUMERO DE ENVÍO:	EC	52	Ecuador
HORA DE HIPOXIA:	8:00	24/08/21	
HORA DE IRRADIACIÓN:	10:50	24/08/21	

OBSERVACIONES:

LAS BOLSAS 01 A LA 10 VAN EN LA CAJA 01 Y LAS BOLSAS 11 A LA 18 VAN EN LA CAJA 02. ATENCIÓN: LA BOLSA 15 LLEVA 100,000 PUPAS CON DESTINO A LA ISLA SANTA FLOREANA, Y LA BOLSA 16 LLEVA 150,000 PUPAS CON DESTINO A ISLA ISABELA, LA BOLSA 17 LLEVA 250,000 PARA LA ISLA SANTA CRUZ Y LA BOLSA 18 LLEVA 250,000 PUPAS PARA LA ISLA DE SAN CRISTOBAL.

*LAS BOLSAS NÚMERO 1 , FUERON TOMADAS COMO MUESTRA PARA CONTROL DE CALIDAD EN PLANTA EL PINO.

CHEQUEO POR: ABEL MENENDEZ TÉCNICO DE SOPORTE FIRMA: 	APROBADO POR: ING. OSCAR ZARANO SUPERVISOR FIRMA:  Supervisor / Irradiación y Empaque PROGRAMA MOSCAMED
----------------------------------------------------------------------------------------------------------------------------------------------------	----------------------------------------------------------------------------------------------------------------------------------------------------------------------------------------------------------------

Irradiación y empaque
* PBX: (502) 2314 1212
* clientes.pino@medfly.org.gt

Figure 16. Sample of irradiation certificate for sterile Mediterranean fruit being shipped from Guatemala to Ecuador.

- b) documentation should include clear instructions to handlers and officials at the point of embarkment, transshipment and import on how the package should be handled to avoid damage to the contents and on action to be taken if the package is damaged.

- c) documentation should indicate that package content is perishable and therefore rapid transit of sterile insects is necessary.
- d) contact details should be provided to facilitate immediate notification upon arrival, or if the package is delayed or arrives damaged. Documents should include clear instructions to officials at transshipment or entry points to contact producer/shipper and importer.
- e) any other additional documentation to meet contractual requirements for secure and timely shipments.

5.7 Traceability

A system to allow tracing the sterile insect batch throughout the whole process is of primary importance.

The importer may request that for each consignment every box is numbered and include specific forms with detailed shipment information including: litres of pupae (or number of insects), collection number, basic quality control parameters (e.g. pupae weight, pupae/litre). The forms should include the corresponding supervisor signature for the different control points (i.e. irradiation, transportation, reception, quality control). Pupa or adult containers (bags/bottles/box/petri dishes) must include radiation indicators inside or outside the container. Containers should be sealed before irradiation, in order to ensure integrity. For example, in the case of tsetse, the transport box should be accompanied by a document indicating the number and age of the shipped pupae, time of chilling or date of sorting with the NIRPSS, irradiation dates and duration, and dose.

This procedure as a whole will assure traceability of the sterile pupae or adult consignment. A datasheet with a minimum of information is shown as an example in Appendix 4.

5.8 Action in case of non-compliance

In accordance with the competent authority of the countries involved, the type of action in case of non-compliance will vary with circumstances and should be the minimum necessary to counter identified risk. Opportunities should be found to resolve administrative errors.

Other options for non-compliance may require action such as:

Detention/Rejection and return - This may be used if further information is required and not provided, taking into account need to avoid consignment damage as far as possible.

Destruction - Consignment may be destroyed in cases where the competent authority considers consignment cannot be otherwise handled. Before destruction is carried out, the importer and/or producer/shipper should be consulted according to the contact information as described in Section 4.2. Sterile insects are safe for biodegradable destruction.

Any non-compliance should trigger review of procedures and identify corrective actions.

Official action should be notified between competent authorities of each country for example, following ISPM No. 13: Guidelines for the notification of non-compliance and emergency action) (FAO 2021).

5.9 Communications

Producer/shipper, carrier, importer and competent authorities for exporting and importing countries (and transit countries as needed) should ensure that there are functioning communication channels including after normal business hours.

6. Relevant Resources

6.1 Scientific Articles

Bello-Rivera A., Pereira R., Enkerlin W.R., Bloem S., Bloem K., Hight S.D., Carpenter J.E., Zimmermann H.G., Sanchez-Anguiano H.M., Zetina-Rodriguez R. and Trujillo-Arriaga F.J. 2021. Successful area wide programme that eradicated outbreaks of the invasive cactus moth in Mexico. In *Area-wide integrated pest management: development and field application* (J. Hendrichs, R. Pereira & M.J.B. Vreysen, eds). CRC Press, Boca Raton, United States of America, 561–580.
<https://doi.org/10.1201/9781003169239-30>

Bijlmakers, H. 2008. Glossary of entomology, crop protection, integrated pest management.
<http://www.bijlmakers.com/glossary/glossary.htm>

Blomefield T., Carpenter J. E., and Vreysen M.J.B. 2011. Quality of mass-reared Codling moth (Lepidoptera: Tortricidae) after long-distance transportation: 1. Logistics of shipping procedures and quality parameters as measured in the laboratory. *J. Econ. Entomol.* 104(3): 814–822 (2011); DOI: 10.1603/EC10238.

Bouyer, J., Yamada, H., Pereira, R., Bourtzis, K. and Vreysen, M.J. 2020. Phased conditional approach for mosquito management using sterile insect technique. *Trends in Parasitology*, 36(4), pp.325-336.

California Department of Food and Agriculture (CDFA). 2002. – Mediterranean Fruit Fly Preventive Release Program, March 2002. CDFA, Sacramento, United States of America.

Chung, H., Rodriguez, S.D., Gonzales, K.K., Vulcan, J., Cordova, J.J., Mitra, S., Adams, C.G., Moses-Gonzales, N., Tam, N., Cluck, J.W., Attardo, G.M. and Hansen, I.A. 2018. Toward implementation of mosquito sterile insect technique: The effect of storage conditions on survival of male *Aedes aegypti* mosquitoes (Diptera: Culicidae) during transport. *Journal of Insect Science*, 18(6): 2; 1–7.

Coombs, J., and Hall K. E. 1998. Dictionary of biological control and integrated pest management. 2nd edn. CPL Scientific Publishing Services Limited, Newbury, UK.

Coppel, H. C., and Mertins J. W. 1977. Biological insect pest suppression. Springer-Verlag, Berlin, Germany.

Daly, H. V., Doyen J. T., and Purcell III A. H. 1998. Introduction to insect biology and diversity. 2nd edn. Oxford University Press, Oxford, UK.

Éloit M. 2022. Preface. In *Safety, regulatory and environmental issues related to international trade of live insects* (J.D. Mumford & M.M. Quinlan, eds). *Rev Sci Tech*, 41 (1), 2. <https://doi.org/10.20506/rst.41.1.3300>

Enkerlin, W.R., and M.M. Quinlan. 2004. Development of an international standard to facilitate the transboundary shipment of sterile insects. In Barnes, B. N. (Ed.) *Proceedings, of the 6th International Symposium on Fruit Flies of Economic Importance*, Isteg Scientific Publications, Irene, South Africa pp. 203-212.

Enkerlin, W. R., J. M. Gutiérrez Ruelas, R. Pantaleon, C. Soto Litera, A. Villaseñor Cortes, J. L. Zavala Lopez, D. Orozco Davila, P. Montoya Gerardo, L. Silva Villarreal, E. Cotoc Roldan, F. Hernandez Lopez, A. Arenas Castillo, D. Castellanos Dominguez, A. Valle Mora, P. Rendon Arana, C. Caceres Barrios, D. Midgarden, C. Villatoro Villatoro, E. Lira Prera, O. Zelaya Estrade, R. Castaneda Aldana, J. Lopez Culajay, F. Ramírez y Ramírez, P. Liedo Fernández, G. Ortiz Moreno, J. Reyes Flores, and J. Hendrichs. 2017. The Moscamed Regional Programme: review of a success story of area-wide sterile insect technique application. *Entomol. Exp. Appl.*, 164 (3), 188–203. <https://doi.org/10.1111/eea.12611>

- Enkerlin, W.R. 2021.** Impact of fruit fly control programmes using the sterile insect technique, In: Dyck V.A., Hendrichs J. and Robinson A.S., (Eds.), *Sterile Insect Technique: Principles and Practice in Area-Wide Integrated Pest Management*, 2nd edn, CRC Press, Boca Raton, FL, USA.
- Enkerlin W.R. and Pereira R. 2022.** The sterile insect technique: International framework to facilitate transboundary shipments of sterile insects. *In Safety, regulatory, and environmental issues related to international trade of insects* (J.D. Mumford & M.M. Quinlan, eds). *Rev. Sci. Tech. Off. Int. Epiz.*, **41** (1), 66-71. <https://doi.org/10.20506/rst.41.1.3303>.
- Food and Agriculture Organization of the United Nations (FAO). 1992.** The new world screwworm eradication programme-North Africa 1988-1992. 192 pages.
- Gordh, G., and D. H. Headrick. 2001.** A dictionary of entomology. CABI Publishing, Wallingford, UK.
- Guo, J., Zheng, X., Zhang, D. and Wu, Y. 2022.** Current status of mosquito handling, transporting and releasing in frame of the sterile insect technique. *Insects* **13**, x. <https://doi.org/10.3390/insects13020179>
- Hendrichs J., Vreysen M.J.B., Enkerlin W.R. and Cayol J.P. 2021.** Strategic options in using sterile insects for area-wide integrated pest management. In *Sterile insect technique: principles and practice in area-wide integrated pest management* (V.A. Dyck, J. Hendrichs & A.S. Robinson, eds), 2nd Ed. CRC Press, Boca Raton, United States of America, 841–884. <https://doi.org/10.1201/9781003035572-26>
- Hoy, M. A. 2003.** Insect molecular genetics. An introduction to principles and applications. 2nd edn. Academic Press, Amsterdam, The Netherlands.
- King, R. C., W. D. Stansfield, and P. K. Mulligan. 2006.** A dictionary of genetics. 7th edn. Oxford University Press, Oxford, UK.
- Klassen W. and Vreysen M.J.B. 2021.** Area-wide integrated pest management and the sterile insect technique. *In Sterile insect technique: principles and practice in area-wide integrated pest management* (V.A. Dyck, J. Hendrichs & A.S. Robinson, eds), 2nd Ed. CRC Press, Boca Raton, United States of America, 75–112. <https://doi.org/10.1201/9781003035572-3>
- Lees, R.S., Carvalho, D.O. and Bouyer, J. 2021.** Potential impact of integrating the sterile insect technique into the fight against disease-transmitting mosquitoes. In *Sterile Insect Technique* (pp. 1081-1118). CRC Press.
- Mastronikolos, G.D., Kapranas, A., Balatsos, G.K., Ioannou, C., Papachristos, D.P., Milonas, P.G., Puggioli, A., Pajović, I., Petrić, D., Bellini, R., et al. 2022.** Quality Control Methods for *Aedes albopictus* Sterile Male Transportation. *Insects*, **13**, 179. <https://doi.org/10.3390/insects13020179>
- Nelson C., Esch E., Kimmie S., Tesche M., Philip H. and Arthur S. 2021.** Putting the sterile insect technique into the modern integrated pest management toolbox to control the codling moth in Canada. *In Area-wide integrated pest management: development and field application* (J. Hendrichs, R. Pereira & M.J.B. Vreysen, eds). CRC Press, Boca Raton, United States of America, 111–127. <https://doi.org/10.1201/9781003169239-7>
- Oliva C.F., Chand R., Prudhomme J., Messori S., Torres G., Mumford, J.D., Deme I. and Quinlan M.M. 2022.** – International live insect trade: a survey of stakeholders. In *Safety, regulatory, and environmental issues related to international trade of insects* (J.D. Mumford & M.M. Quinlan, eds). *Rev. Sci. Tech. Off. Int. Epiz.*, **41** (1), 29–44. <https://doi.org/10.20506/rst.41.1.3302>
- Pagabeleguem, S., Seck, M.T., Sall, B., Vreysen, M.J., Gimonneau, G., Fall, A.G., Bassene, M., Sidibé, I., Rayaissé, J.B., Belem, A.M. and Bouyer, J., 2015.** Long distance transport of irradiated male *Glossina palpalis gambiensis* pupae and its impact on sterile male yield. *Parasites & Vectors*, **8**(1), pp.1-9.

Parker, A. G., M.J.B. Vreysen, J. Gomes, P. Bouyer and C. O. Calkins. 2021. Sterile insect quality control assurance. In *Sterile insect technique: principles and practice in area-wide integrated pest management* (V.A. Dyck, J. Hendrichs & A.S. Robinson, eds), 2nd Ed. CRC Press, Boca Raton, United States of America, 399-440. <https://doi.org/10.1201/9781003035572-3>

Programa Moscamed. 2008. Sistema de gestión de calidad El Pino ISO 9001:2008. Procedimientos e instructivos, planta El Pino, El Cerinal, Guatemala.

Quinlan M.M., Mumford J.D., Messori S., Enkerlin W.R., Shimura J., Smith L., Dass B., Oliva C.F.,

Nelson C., Chand R. and Torres G. 2022. Issues and gaps in international guidance and national regulatory systems affecting international live insect trade. In *Safety, regulatory, and environmental issues related to international trade of insects* (J.D. Mumford & M.M. Quinlan, eds). *Rev. Sci. Tech. Off. Int. Epiz.*, 41 (1), 198-205. <https://doi.org/10.20506/rst.41.1.3317>.

Resh, V. H., and R. T. Cardé (eds.). 2003. *Encyclopedia of insects*. Academic Press, Amsterdam, The Netherlands.

Robinson, A. S. 2021. Genetic basis of the sterile insect technique. In *Sterile insect technique: principles and practice in area-wide integrated pest management* (V.A. Dyck, J. Hendrichs & A.S. Robinson, eds), 2nd Ed. CRC Press, Boca Raton, United States of America, 143-162. <https://doi.org/10.1201/9781003035572-3>

Rohwer, G. Gregor. 1987. *An Analysis of the Mediterranean Fruit Fly Eradication Program in California, 1980-82*. USDA/APHIS/PPQ publication. 20 pages.

Torres G., Diaz F., Okamura Y., Messori S. and Hutchison J. 2022. The World Organisation for Animal Health - current and potential roles in safe international trade of bees and other insects. In *Safety, regulatory, and environmental issues related to international trade of insects* (J.D. Mumford & M.M. Quinlan, eds). *Rev. Sci. Tech. Off. Int. Epiz.*, 41 (1), 211–218. <https://doi.org/10.20506/rst.41.1.3318>.

Vargas-Terán M., Spradbery J.P., Hofmann H.C. and Tweddle N.E. 2021. Impact of screwworm eradication programmes using the sterile insect technique. In *Sterile insect technique: principles and practice in area-wide integrated pest management* (V.A. Dyck, J. Hendrichs & A.S. Robinson, eds), 2nd Ed. CRC Press, Boca Raton, United States of America, 949–978. <https://doi.org/10.1201/9781003035572-29>

Vreysen M.J., B. Saleh K.M., Ali M.Y., Abdulla A.M., Zhu Z.R., Juma K.G., Dyck V.A., Msangi A.R., Mkonyi P.A. and Feldmann H.U. 2000. *Glossina austeni* (Diptera: Glossinidae) eradicated on the island of Unguja (Zanzibar), using the sterile insect technique. *J. Econ. Entomol.*, 93 (1), 123–135. <https://doi.org/10.1603/0022-0493-93.1.123>

Vreysen M.J.B., Seck M.T., Sall B., Mbaye A.G., Bassene M., Fall A.G., Lo M. and Bouyer J. 2021. Area-wide integrated management of a *Glossina palpalis gambiensis* population from the Niayes area of Senegal: a review of operational research in support of a phased conditional approach. In *Area-wide integrated pest management: development and field application* (J. Hendrichs, R. Pereira & M.J.B. Vreysen, eds). CRC Press, Boca Raton, United States of America, 275–303. <https://doi.org/10.1201/9781003169239-16>

Wyss J.H. 2000. Screwworm eradication in the Americas: overview. In *Area-wide control of fruit flies and other insect pests*. Joint Proc. International Conference on Area-Wide Control of Insect Pests & 5th International Symposium on Fruit Flies of Economic Importance (K.H. Tan, ed.), 28 May–5 June 1998, Penang, Malaysia. Penerbit Universiti Sains Malaysia, Pulau Pinang, Malaysia, 79–86.

Zhang, M., Zhang, D., Li, Y., Sun, Q., Li, Q., Fan, Y., Wu, Y., Xi, Z., and Zheng, X. 2019. Water-induced strong protection against acute exposure to low subzero temperature of adult *Aedes albopictus*. *PLoS Negl Trop Dis* 13(2): e0007139. <https://doi.org/10.1371/journal.pntd.0007139>

Zhang D, Xi Z, Li Y, Wang X, Yamada H, Qiu J, et al. 2020. Toward implementation of combined incompatible and sterile insect techniques for mosquito control: Optimized chilling conditions for handling *Aedes albopictus* male adults prior to release. *PLoS Negl Trop Dis* 14(9): e0008561. <https://doi.org/10.1371/journal.pntd.0008561>

6.2 Guidelines and Procedures Manuals

American Society for Testing and Materials (ASTM). 1999. Standard Guide for Irradiation of Insects for Sterile Release Programs. Designation: ASTM E 1940 - 98. 11 pp.

International Organization for Standardization (ISO)/American Society for Testing and Materials (ASTM). 2004. Standard Guide for Irradiation of Insects for Sterile Release Programs. Designation: ISO/ASTM 51940-2004. 11 pp. Accessed 15 June 2022 at <https://standards.iteh.ai/catalog/standards/iso/ea44e1b0-5bcf-4935-b9bd-dbdcd777908b/iso-astm-51940-2004>

ISO/ASTM, “51940:2013(E) Guide for dosimetry for sterile insect release programs”, Annual Book of ASTM Standards, 12.02, ASTM International, West Conshohocken, PA (2013) 1–12.

FAO/IAEA. 2022. Dosimetry for SIT: Standard Operating Procedures for Gafchromic™ Film Dosimetry System for Low Energy X Radiation v. 1.0, Andrew Parker, Kishor Mehta and Yeudiel Gómez-Simuta (eds.), Food and Agriculture Organization of the United Nations/International Atomic Energy Agency. Vienna, Austria. 42 pp. <https://www.iaea.org/sites/default/files/x-ray-sop-en-excel-embedded.pdf>

FAO/IAEA. 2022. Dosimetry for SIT: Standard Operating Procedures for Gafchromic™ Film Dosimetry System for Gamma Radiation v. 1.0, Andrew Parker, Kishor Mehta and Yeudiel Gómez-Simuta (eds.), Food and Agriculture Organization of the United Nations/International Atomic Energy Agency. Vienna, Austria. 40 pp. <https://www.iaea.org/sites/default/files/gamma-sop-en-excel-embedded.pdf>

FAO/IAEA. 2021. Guidelines for Biosafety and Biosecurity in Mosquito Rearing Facilities, Food and Agriculture Organization of the United Nations/International Atomic Energy Agency. Vienna, Austria. 7 pp. https://www.iaea.org/sites/default/files/guidelines_for_mosquito_facilities.pdf

FAO/IAEA. 2020. Guidelines for Irradiation of Mosquito Pupae in Sterile Insect Technique Programmes, Hanano Yamada, Andrew Parker, Hamidou Maiga, Rafael Argiles and Jérémy Bouyer (eds.), Food and Agriculture Organization of the United Nations/International Atomic Energy Agency. Vienna, Austria. 42 pp. <https://www.iaea.org/sites/default/files/2020-guidelines-for-irradiation.pdf>

FAO/IAEA. 2020. Guidelines for Mark-Release-Capture procedures of *Aedes* mosquitoes, Jérémy Bouyer, Fabrizio Balestrino, Nicole Culbert, Hanano Yamada, Rafael Argilés (eds.), Food and Agriculture Organization of the United Nations/International Atomic Energy Agency. Vienna, Austria. 22 pp. https://www.iaea.org/sites/default/files/guidelines-for-mrr-aedes_v1.0.pdf

FAO/IAEA/USDA. 2019. Product Quality Control for Sterile Mass-Reared and Released Tephritid Fruit Flies. Version 7.0. International Atomic Energy Agency, Vienna. 148 pages. Accessed 15 June 2022 at <https://www.iaea.org/resources/manual/product-quality-control-for-sterile-mass-reared-and-released-tephritid-fruit-flies-version-70>

Nagel, P. 1995. Environmental monitoring handbook for tsetse control operations. The scientific environmental monitoring group (SEMG) (ed.) Weikersheim: Markgraf 323 pp.

Orr, Richard L., Susan D. Cohen and Robert L. Griffin. 1993. Generic Non-indigenous pest risk assessment process, “the generic process” (for estimating pest risk associated with the introduction of non-indigenous organisms). USDA/APHIS Policy and Program Development publication. 40 pages.

World Organisation for Animal Health (OIE). 2021. – *Terrestrial Animal Health Code*. 29th ed., World Organisation for Animal Health (OIE), Paris, France. Available at: <https://www.oie.int/en/what-we-do/standards/codes-and-manuals/terrestrial-code-online-access/>

6.3 International Standards of Phytosanitary Measures (ISPM) and technical assessments

Food and Agriculture Organization of the United Nations (FAO). 2005. Guidelines for the Export, Shipment, Import and Release of Biological Control Agents and Other Beneficial Organisms. ISPM No. 3, Rome, Italy.

(FAO). 2006. Glossary of phytosanitary terms (2005). ISPM No. 5, FAO, Rome, Italy.

(FAO) Food and Agriculture Organization of the United Nations. 2021. Guidelines for the notification of non-compliance and emergency action. ISPM No. 13, Rome, Italy.

(FAO). 2019. Guidelines for a phytosanitary import regulatory system. ISPM Pub. No. 20, FAO, Rome, Italy.

(FAO). 2021. Surveillance. ISPM Pub. No. 6, FAO, Rome, Italy.

(FAO). 2021. Pest risk analysis for quarantine pests. ISPM Pub. No. 11, FAO, Rome, Italy

(FAO). 2021. Guidelines for the notification of non-compliance and emergency action. ISPM Pub. 13, , FAO, Rome, Italy.

(FAO). 2021. Guidelines for the use of irradiation as a phytosanitary measure. ISPM Pub. No. 18, FAO, Rome, Italy.

(FAO). 2022. Glossary of Phytosanitary Terms. ISPM Pub. No.5, FAO, Rome, Italy.

(FAO). 2022. Determination of pest status in an area. ISPM Pub. No. 8, FAO, Rome, Italy.

(FAO). 2022. Guidelines for pest eradication programs. ISPM Pub. No. 9, FAO, Rome, Italy.

(FAO). 2022. Phytosanitary certificates. ISPM Pub. No. 12, Rome, Italy.

USDA/APHIS 1991. Guatemala MOSCAMED Program. Environmental Analysis. 71 pages.

USDA/APHIS. 1999. Fruit Fly Cooperative Control Program. Draft Environmental Impact Statement. 356 pages.

6.4 Glossary of terms

Term	Description	Source
Additional declaration	A statement that is required by an importing country to be entered on a phytosanitary certificate and which provides specific additional information on a consignment in relation to regulated pests or regulated articles [ISPM 5]	FAO
Animal	<i>For the purpose of the Terrestrial Code:</i> means a mammal, reptile, bird or bee.	World Organisation for Animal Health (OIE), Terrestrial Animal Health Code. 29th ed., OIE, Paris (2021). (Under review by WOA – September 2022?)
Carrier	Carrier is a person or business that transports consignment goods.	
Competent authorities	The governmental authority (of a Member Country including sub-national authorities) having the responsibility and competence for overseeing and	

	regulating the transboundary shipments of irradiated sterile insects	
Consignment	One or more items accepted by the carrier from one shipper at one time and at one address, receipted in one consignment and moving on one waybill or shipment record to one consignee at one destination address.	Adapted from ICAO-WCO
Consignments in transit	Consignments in transit are not imported. However, the phytosanitary import regulatory system may be extended to cover consignments in transit and to establish technically justified phytosanitary measures to prevent the introduction and/or spread of pests (Article VII.4 of the IPPC, ISPM 25 (Consignments in transit)). Measures may be required to track consignments, to verify their integrity or to confirm that they leave the country of transit. Countries may establish points of entry, routes within the country, conditions for transportation and time spans permitted within their territories. [ISPM 20, 2019]	FAO
Customs	The Government Service which is responsible for administration of Customs law and the collection of duties and taxes, and which also has the responsibility for the application of other laws and regulations relating to importation, exportation, movement or storage of goods*. * General Annex Chapter 2 of the International Convention on the simplification and harmonization of Customs procedures (as amended), known as the Revised Kyoto Convention.	World Customs Organization. (2018) Glossary. http://www.wcoomd.org/en/topics/facilitation/instrument-and-tools/tools/glossary-of-international-customs-terms.aspx
Detention	Keeping a consignment in official custody or confinement.	
Established Procedures	Procedures that are used by facilities as standards for the mass rearing and sterilization of insects.	Self-defined for the purpose of this guideline
Import permit	Official document authorizing importation of a commodity in accordance with specified phytosanitary import requirements [ISPM 5, 2022]	FAO Or for other insects remove the term 'phytosanitary'
Irradiation	Treatment with any type of ionizing radiation [ISPM 18, 2003]	FAO
Notification or to notify	Notification is a term that links to a legal requirement to inform a government counterpart when issues arise. The term 'to notify' is used to communicate information which is not a legal requirement	
Packaging	Material used in supporting, protecting or carrying a commodity [ISPM 20, 2004]	FAO
Phytosanitary Certificate	An official paper document or its official electronic equivalent, consistent with the model certificates of	FAO

	the IPPC , attesting that a consignment meets phytosanitary import requirements [ISPM 5]	
	A phytosanitary certificate for export or for re-export can be issued only by a public officer who is technically qualified and duly authorized by an NPPO [ISPM 12, 2022].	FAO
Producer/Shipper	The term ‘producer’ indicates either the mass-rearing facility and/or the irradiation facility of sterile insects. The term ‘shipper’ is often used to describe the entity or individual who initiates the trade in goods. Consignor and shipper are separate roles but can be the same entity or individual.	
Regulated pest	A quarantine pest or a regulated non-quarantine pest [ISPM 5, 2022]	FAO
Sanitary Certificate	The certificate usually released by the Veterinary authority of the exporting country [Article 5.1.3.]. The international veterinary certificate should not include measures against pathogenic agents or diseases which are not OIE listed, unless the importing country has demonstrated through import risk analysis. [Article 5.1.2]	WOAH Terrestrial Code
Sterile insect	An insect that, as a result of a specific treatment, is unable to reproduce (FAO 2006). An insect incapable of reproduction (Gordh and Headrick 2001).	https://nucleus.iaea.org/sites/naipc/dirsit/Documents/sit-glossary-updated-9-6-10.pdf
Sterile insect technique	Method of pest control using area-wide inundative release of sterile insects to reduce reproduction in a field population of the same species (FAO 2006, Klassen 2021, Robinson 2021). The SIT depends upon inducing a high proportion of sterile matings in a natural population that reduces reproduction to a level below population maintenance (Parker 2021). A genetic control technique used to control or eradicate pest insects. Large numbers of mass-produced males are given non-lethal but sterilizing doses of radiation and then released. Females in natural populations mate with the sterilized males, and produce inviable progeny. After multiple releases a new generation is not produced (Hoy 2003, King et al. 2006, Coppel and Mertins 1977, Daly et al. 1998, Bijlmakers 2008, NAL 2008). A process in which insects are reared in massive numbers, sterilized, and released to prevent normal mating in target populations (Resh and Cardé 2003). A method of insect control in which laboratory-propagated insects are irradiated to the point of sterility and then released into the environment to compete for males with conspecifics in feral populations (Gordh and Headrick 2001).	https://nucleus.iaea.org/sites/naipc/dirsit/Documents/sit-glossary-updated-9-6-10.pdf

	Sterile male technique. A method of insect control, in which sterile males are introduced to a community of insect pests to control population growth (Coombs and Hall 1998).	
Traceability	It is based on documentation and other evidence by which a product can be traced from an importer all the way back through the chain of custody to the producer/shipper from which it originated.	
Tracked	System to inform the shipper or others in real time as to the location of a specific package during shipment, usually accessible online	
Transit Country	Means a country through which <i>commodities</i> destined for an <i>importing country</i> are transported or in which a stopover is made at a <i>border post</i> .	OIE
Waybill	A document prepared by or on behalf of a shipper that evidences the contract between the shipper and carriers of goods over routes of the operator(s). Waybills have several purposes, but their two main functions are as a contract of carriage (behind every original waybill are the conditions of contract for carriage), and as evidence of the receipt of goods.	Adapted from ICAO-WCO

APPENDIXES

Appendix 1 – List of contributors

Consultants

Romeo BELLINI
Centro Agricoltura Ambiente “G. Nicoli”
Via Sant’Agata 835
40014 CREVALCORE
ITALY
Email: rbellini@caa.it

Robert GRIFFIN
172 ROAN DRIVE
GARNER
UNITED STATES OF AMERICA
Email: rlgriffin53@gmail.com

Cara NELSON
Merzhauser Straße 146,
FREIBURG
GERMANY
Email: caranelson.22@gmail.com

Megan QUINLAN
Imperial College of Science and Technology
Buckhurst Road
Silwood Park
SL5 7PY ASCOT
UNITED KINGDOM
Email: m.quinlan@imperial.ac.uk

Gal YAACOBI
BioBee
Sde Eliyahu
10810 BEIT SHEAN VALLEY
ISRAEL
Email: yaacobig@gmail.com

FAO/IAEA Staff

Rui CARDOSO PEREIRA
Insect Pest Control Section
Joint FAO/IAEA Centre of Nuclear Techniques in Food and Agriculture
Vienna International Centre PO Box 100, 1400
Vienna, Austria
Tel: +43 2600 26077
E-mail: r.cardoso-pereira@iaea.org

Walther ENKERLIN
Insect Pest Control Section
Joint FAO/IAEA Centre of Nuclear Techniques in Food and Agriculture
Vienna International Centre PO Box 100, 1400
Vienna, Austria
Tel: +43 2600 26062
E-mail: W.R.Enkerlin@iaea.org

Kostas BOURTZIS
FAO/IAEA Insect Pest Control Laboratory
A-2444 Seibersdorf Austria
Tel: +43-1-2600-28423
E-mail: k.bourtzis@iaea.org

Carlos CACERES
FAO/IAEA Insect Pest Control Laboratory
A-2444 Seibersdorf Austria
Tel: +43-1-2600-28413
E-mail: c.e.caceres-barrios@iaea.org

Jeremy BOUYER
FAO/IAEA Insect Pest Control Laboratory
A-2444 Seibersdorf Austria
Tel: +43-1-2600-28407
E-mail: j.bouyer@iaea.or

Maylen GOMEZ
Insect Pest Control Section
Joint FAO/IAEA Centre of Nuclear Techniques in Food and Agriculture
Vienna International Centre PO Box 100, 1400
Vienna, Austria
Tel: +43 2600 21629
E-mail: m.gomez-pacheco@iaea.org

Appendix 2 – Table of transboundary shipments¹

Year	Species	Site of production	Approximate amount shipped (million pupae/adults)	Recipient	Purpose
1963-2000	Mexican fruit fly, <i>Anastrepha ludens</i>	Mexico (Monterrey and Metapa)	2511	USA (Texas and San Diego)	To assist the California and Texas Department of Agriculture in the eradication of Mexican fruit fly outbreaks
1970-2021	Mediterranean fruit fly, <i>Ceratitis capitata</i>	Argentina (Mendoza), Austria (Seibersdorf), Chile (Arica), Costa Rica, Guatemala (El Pino), Israel (Biofly), Mexico (Metapa), Portugal (Madeira), Spain (Valencia), USA (Hawaii)	913,851.5	Argentina (Patagonia), Belice, Bolivia (Cochabamba), Chile, Croatia, Ecuador, Italy (Procida), Greece, Guatemala, Honduras, Israel, Jordan, Mexico, Morocco (Agadir and Berkane), Nicaragua, Peru (Tacna), Spain (Canary Islands), Tunisia, USA	For prevention, containment, suppression and eradication of the Mediterranean fruit fly
1990-1991	New World Screwworm (NWS) <i>Cochliomyia hominivorax</i>	Mexico (Tuxtla Gutierrez, Chiapas), Panama (COPEG)	108,994	Central American countries (7 countries), Lybia (Tripoli), USA (Florida)	To eradicate NWS from Central America To assist the eradication of NWS outbreaks in Lybia and Florida, USA
1972-1973	Tsetse (<i>Glossina tachinoides</i>)	France (Maison Alfort, IEMVT)	0.016	Tchad (Njamena)	Adult irradiated males for research on SIT trials
1990-2021	Tsetse (<i>Glossina spp.</i>)	Austria (Seibersdorf), Slovakia	25.5	Tanzania (Tanga) Senegal (Dakar)	To assist Tsetse eradication from Tanzania and Senegal
xxx-2022	Tsetse (<i>Glossina palpalis gambiensis</i>)	Burkina Faso (IBD)	Unknown	Senegal (Dakar)	To assist Tsetse eradication from Senegal

2008	Cactus moth (<i>Cactoblastis cactorum</i>)	USA (Florida)	0.0213 ²	Mexico (Yucatan Peninsula)	Eradication of incipient cactus moth outbreaks
2001-2014	Pink bollworm (<i>Pectinophora gossypiella</i>)	USA (Arizona)	Unknown	Mexico (Northern States)	Regional (USA and Mexico) eradication of the pink bollworm
2010-2022	Codling moth (<i>Cydia pomonella</i>)	Canada (Osoyoos)	Unknown	New Zealand, South Africa, USA	For SIT pilot validation
2017-2021	Mosquitoes (<i>Aedes albopictus</i>)	Italy	2.0	Albania, Montenegro, Germany, Greece	Field studies and suppression pilot trials
2021-2022	Mosquitoes (<i>Aedes aegypti</i>)	Austria (Seibersdorf)	0.476	La Reunion, France (St Denis), Dakar, Senegal	Irradiated adults for research and a suppression trial
2021-2022	False codling moth (<i>Thaumatotibia leucotreta</i>)	South Africa	0.9	Israel	For SIT pilot validation
		Total	1 025 385.1	--	

¹Numbers are estimates from information available from mass rearing facilities in operational SIT programmes and rearing facilities in other institutions.

²21,398 sterile moths were released to eradicate incipient outbreaks in Isla Mujeres and Isla Contoy of the coast of the Yucatan Peninsula in Mexico.

Appendix 3 - Samples of Shipping Documents

3.1 Model of a Phytosanitary export (ISPM 12 Phytosanitary Certificate).

This annex is a prescriptive part of the standard.

ANNEX 1: Model phytosanitary certificate for export

[Original annexed to the IPPC]

No. _____

Plant Protection Organization of _____
TO: Plant Protection Organization(s) of _____

I. Description of Consignment

Name and address of exporter: _____
Declared name and address of consignee: _____
Number and description of packages: _____
Distinguishing marks: _____
Place of origin: _____
Declared means of conveyance: _____
Declared point of entry: _____
Name of produce and quantity declared: _____
Botanical name of plants: _____

This is to certify that the plants, plant products or other regulated articles described herein have been inspected and/or tested according to appropriate official procedures and are considered to be free from the quarantine pests specified by the importing contracting party and to conform with the current phytosanitary requirements of the importing contracting party, including those for regulated non-quarantine pests.

They are deemed to be practically free from other pests.*

II. Additional Declaration

[Enter text here]

III. Disinfestation and/or Disinfection Treatment

Date _____ Treatment _____ Chemical (active ingredient) _____
Duration and temperature _____
Concentration _____
Additional information _____

Place of issue _____

(Stamp of Organization) Name of authorized officer _____
Date _____ (Signature)

No financial liability with respect to this certificate shall attach to _____ (name of Plant Protection Organization) or to any of its officers or representatives.*

*Optional clause

3.2 Model of a Phytosanitary re-export ((ISPM 12 Phytosanitary Certificate).

This annex is a prescriptive part of the standard.

ANNEX 2: Model phytosanitary certificate for re-export
[Original annexed to the IPPC]

No. _____

Plant Protection Organization of _____ (contracting party of re-export)
TO: Plant Protection Organization(s) of _____ (contracting party(ies) of import)

I. Description of Consignment

Name and address of exporter: _____
Declared name and address of consignee: _____
Number and description of packages: _____
Distinguishing marks: _____
Place of origin: _____
Declared means of conveyance: _____
Declared point of entry: _____
Name of produce and quantity declared: _____
Botanical name of plants: _____

This is to certify that the plants, plant products or other regulated articles described above _____ were imported into (contracting party of re-export) _____ from _____ (contracting party of origin) covered by Phytosanitary certificate No. _____, *original certified true copy of which is attached to this certificate; that they are packed repacked in original *new containers, that based on the original phytosanitary certificate and additional inspection , they are considered to conform with the current phytosanitary requirements of the importing contracting party, and that during storage in _____ (contracting party of re-export), the consignment has not been subjected to the risk of infestation or infection.

*Insert tick in appropriate boxes

II. Additional Declaration
[Enter text here]

III. Disinfestation and/or Disinfection Treatment

Date _____ Treatment _____ Chemical (active ingredient) _____
Duration and temperature _____
Concentration _____
Additional information _____





(Stamp of Organization) _____ Place of issue _____
Name of authorized officer _____
Date _____

(Signature)



No financial liability with respect to this certificate shall attach to _____ (name of Plant Protection Organization) or to any of its officers or representatives.**

**Optional clause

3.3 Sample document: Sanitary Certificate for exports of tsetse (*Glossina sp*) from Burkina Faso to Senegal.

<p style="text-align: center;">  </p> <p> MINISTÈRE DES RESSOURCES ANIMALES ET HALIEUTIQUES SECRETARIAT GENERAL <small>Insectarium de Bobo-Dioulasso</small> </p> <p>Date :</p> <p style="text-align: center;">CERTIFICATION SANITAIRE</p> <p>Ceci certifie que les échantillons de pupes incluses dans cet envoi sont exempts de parasites et de maladies. Le matériel n'a aucune valeur commerciale, n'est pas limité et sera utilisé exclusivement pour la recherche scientifique.</p> <p style="text-align: center;"> MINISTÈRE DES RESSOURCES ANIMALES ET HALIEUTIQUES SECRETARIAT GENERAL <small>Insectarium de Bobo-Dioulasso</small> <small>Campagne d'Eradication des Tsé-tsé et des Trypanosomose (IBD-CETT)</small> </p> <p style="text-align: center;"> TOE Ange Irénée, <small>Chef de service Production</small> <small>Insectarium de Bobo-Dioulasso</small> </p> <p style="text-align: center;">  </p> <p style="text-align: center;">FACTURE PROFORMA</p>	<p style="text-align: center;"> BURKINA FASO <small>Unité – Progrès – Justice</small> </p> <p style="text-align: center;">  </p>												
<p>Expéditeur <small>Insectarium de Bobo-Campagne d'Eradication de la mouche Tsé-tsé et de la Trypanosomose (IBD-CETT)</small> <small>BP: 1087, Avenue du Gouverneur Louveau</small> <small>BOBO-DIOULASSO</small> <small>BURKINA FASO</small> <small>TEL: 00226 20 97 15 21</small></p>	<p> NUM FACTURE: <small>ème</small> envoi DATE : TRACKING NUMBER : </p>												
<p>Destinataire: <small>ISRA/LNERV, BP: 2057</small> <small>Route du Front de Terre</small> <small>DAKAR/SENEGAL</small> <small>ATTN: Dr Assane Gueye FALL</small> <small>E-mail: agueyefall@yahoo.fr</small> <small>Cel: +221 77 550 28 70</small></p>	<table border="1" style="width: 100%; border-collapse: collapse;"> <thead> <tr> <th style="text-align: left;">DESCRIPTION DU PRODUIT</th> <th style="text-align: center;">QUANTITÉ</th> <th style="text-align: center;">PRIX UNITAIRE</th> <th style="text-align: center;">MONTANT EN EUROS</th> </tr> </thead> <tbody> <tr> <td style="text-align: center;">ECHANTILLONS DE PUPES</td> <td style="text-align: center;">1</td> <td style="text-align: center;">2,00</td> <td style="text-align: center;">2,00</td> </tr> <tr> <td style="text-align: center;">TOTAL</td> <td style="text-align: center;">1</td> <td style="text-align: center;">2,00</td> <td style="text-align: center;">2,00</td> </tr> </tbody> </table>	DESCRIPTION DU PRODUIT	QUANTITÉ	PRIX UNITAIRE	MONTANT EN EUROS	ECHANTILLONS DE PUPES	1	2,00	2,00	TOTAL	1	2,00	2,00
DESCRIPTION DU PRODUIT	QUANTITÉ	PRIX UNITAIRE	MONTANT EN EUROS										
ECHANTILLONS DE PUPES	1	2,00	2,00										
TOTAL	1	2,00	2,00										
<p> MINISTÈRE DES RESSOURCES ANIMALES ET HALIEUTIQUES SECRETARIAT GENERAL <small>Insectarium de Bobo-Dioulasso</small> <small>Campagne d'Eradication des Tsé-tsé et des Trypanosomose (IBD-CETT)</small> </p> <p style="text-align: center;"> TOE Ange Irénée </p>	<p style="text-align: center;">  </p>												

3.4 Sample document: Customs declaration for exports of tsetse (*Glossina sp*) from Burkina Faso to Senegal.

<p style="text-align: right;">Date :</p> <p style="text-align: center;">DECLARATION DE L'EXPEDITEUR</p> <p>Nous déclarons que la valeur, à des fins personnalisées, de la marchandise est de 2 EUROS. L'expédition comprend des échantillons de pupes à des fins de recherche scientifique.</p> <p style="text-align: center;"></p> <p>MINISTRE DES RESSOURCES ANIMALES ET HALIEUTIQUES SECRETARIAT GENERAL</p> <p>Insectarium de Bobo-Dioulasso Campagne d'Eradication des Tsé-tsé et des Trypanosomose (IBD-CETT)</p> <p style="text-align: right;">TOE Ange Irénée, Chef de service Production Insectarium de Bobo-Dioulasso</p>	<p style="text-align: right;">BURKINA FASO Unité – Progrès – Justice</p> <p style="text-align: right;">Date :</p> <p style="text-align: center;">LISTE DE COLISAGE</p> <table border="1" style="width: 100%; border-collapse: collapse;"> <tr> <td style="width: 30%;">EXPEDITEUR :</td> <td>Insectarium de Bobo-Campagne d'Eradication de la mouche Tsé-tsé et de la Trypanosomose (IBD-CETT) BP: 1087, Avenue du Gouverneur Louveau BOBO DIOULASSO/ BURKINA FASO TEL: +226 20 97 15 21 E-mail :ibdcett@fasonet.bf</td> </tr> <tr> <td>DESTINATAIRE :</td> <td>ISRA/LNERV, BP: 2057, Route du Front de Terre DAKAR/SENEGAL Dr Assane Gueye FALL E-mail: agueyefall@yahoo.fr Cel: +221 77 550 28 70</td> </tr> <tr> <td>TRANSPORT</td> <td>DE : Bobo-Dioulasso, BURKINA FASO A : Dakar, SENEGAL</td> </tr> <tr> <td>MODE DE TRANSPORT :</td> <td>Courrier - Fedex</td> </tr> <tr> <td>CONTENU :</td> <td>Echantillons de pupes</td> </tr> <tr> <td>DESCRIPTION DU COLIS :</td> <td>1 carton (43 x 36 x 28 cm)</td> </tr> <tr> <td>POIDS :</td> <td>10 kg</td> </tr> </table> <p>DECLARATION DE L'EXPEDITEUR SUR LES MARCHANDISES A TRANSPORTER L'expéditeur confirme et assure que les informations ci-dessus mentionnées sur les marchandises pour ce transport sont correctes, complètes et exactes, et que le contenu des marchandises emballées correspond au contenu réel des colis</p> <p style="text-align: right;">TOE Ange Irénée, Chef de service Production Insectarium de Bobo-Dioulasso</p> <p style="text-align: center;"></p>	EXPEDITEUR :	Insectarium de Bobo-Campagne d'Eradication de la mouche Tsé-tsé et de la Trypanosomose (IBD-CETT) BP: 1087, Avenue du Gouverneur Louveau BOBO DIOULASSO/ BURKINA FASO TEL: +226 20 97 15 21 E-mail :ibdcett@fasonet.bf	DESTINATAIRE :	ISRA/LNERV, BP: 2057, Route du Front de Terre DAKAR/SENEGAL Dr Assane Gueye FALL E-mail: agueyefall@yahoo.fr Cel: +221 77 550 28 70	TRANSPORT	DE : Bobo-Dioulasso, BURKINA FASO A : Dakar, SENEGAL	MODE DE TRANSPORT :	Courrier - Fedex	CONTENU :	Echantillons de pupes	DESCRIPTION DU COLIS :	1 carton (43 x 36 x 28 cm)	POIDS :	10 kg
EXPEDITEUR :	Insectarium de Bobo-Campagne d'Eradication de la mouche Tsé-tsé et de la Trypanosomose (IBD-CETT) BP: 1087, Avenue du Gouverneur Louveau BOBO DIOULASSO/ BURKINA FASO TEL: +226 20 97 15 21 E-mail :ibdcett@fasonet.bf														
DESTINATAIRE :	ISRA/LNERV, BP: 2057, Route du Front de Terre DAKAR/SENEGAL Dr Assane Gueye FALL E-mail: agueyefall@yahoo.fr Cel: +221 77 550 28 70														
TRANSPORT	DE : Bobo-Dioulasso, BURKINA FASO A : Dakar, SENEGAL														
MODE DE TRANSPORT :	Courrier - Fedex														
CONTENU :	Echantillons de pupes														
DESCRIPTION DU COLIS :	1 carton (43 x 36 x 28 cm)														
POIDS :	10 kg														

BURKINA FASO Unité – Progrès – Justice								
Date :								
CERTIFICATION DE VALEUR - ORIGINE DES MARCHANDISES								
<table border="1" style="width: 100%; border-collapse: collapse;"> <tr> <td style="width: 30%;">ORIGINE :</td> <td>Insectarium de Bobo-Campagne d'Eradication de la mouche Tsé-tsé et de la Trypanosomose (IBD-CETT) BP: 1087, Avenue du Gouverneur Louveau BOBO DIOULASSO/ BURKINA FASO TEL: +226 20 97 15 21 E-mail :ibdcett@fasonet.bf</td> </tr> <tr> <td>DESTINATAIRE :</td> <td>ISRA/LNERV, BP: 2057, Route du Front de Terre DAKAR/SENEGAL Dr Assane Gueye FALL E-mail: agueyefall@yahoo.fr Cel: +221 77 550 28 70</td> </tr> <tr> <td>MODE DE TRANSPORT :</td> <td>Courrier - Fedex</td> </tr> <tr> <td>VALEUR TOTAL :</td> <td>2 EUROS</td> </tr> </table>	ORIGINE :	Insectarium de Bobo-Campagne d'Eradication de la mouche Tsé-tsé et de la Trypanosomose (IBD-CETT) BP: 1087, Avenue du Gouverneur Louveau BOBO DIOULASSO/ BURKINA FASO TEL: +226 20 97 15 21 E-mail :ibdcett@fasonet.bf	DESTINATAIRE :	ISRA/LNERV, BP: 2057, Route du Front de Terre DAKAR/SENEGAL Dr Assane Gueye FALL E-mail: agueyefall@yahoo.fr Cel: +221 77 550 28 70	MODE DE TRANSPORT :	Courrier - Fedex	VALEUR TOTAL :	2 EUROS
ORIGINE :	Insectarium de Bobo-Campagne d'Eradication de la mouche Tsé-tsé et de la Trypanosomose (IBD-CETT) BP: 1087, Avenue du Gouverneur Louveau BOBO DIOULASSO/ BURKINA FASO TEL: +226 20 97 15 21 E-mail :ibdcett@fasonet.bf							
DESTINATAIRE :	ISRA/LNERV, BP: 2057, Route du Front de Terre DAKAR/SENEGAL Dr Assane Gueye FALL E-mail: agueyefall@yahoo.fr Cel: +221 77 550 28 70							
MODE DE TRANSPORT :	Courrier - Fedex							
VALEUR TOTAL :	2 EUROS							
<p>MINISTRE DES RESSOURCES ANIMALES ET HALIEUTIQUES Ingenieurs, sans valeur commerciale et utilisés exclusivement pour la recherche scientifique.</p> <p style="text-align: center;">SECRETARIAT GENERAL</p> <p>Insectarium de Bobo-Dioulasso Campagne d'Eradication des Tsé-tsé et des Trypanosomose (IBD-CETT)</p> <p style="text-align: right;">TOE Ange Irénée, Chef de service Production Insectarium de Bobo-Dioulasso</p>								

3.5. Sample of import permit for tsetse (*Glossina sp*) issued by the Veterinary Services of Senegal.

<p>REPUBLIQUE DU SENEGAL Un Peuple – Un But – Une Foi</p> <p>-----</p> <p>MINISTERE DE L'ELEVAGE ET DES PRODUCTIONS ANIMALES</p> <p>-----</p> <p>DIRECTION DES SERVICES VETERINAIRES</p>	<p>№01451/MEPA/DSV</p> <p>Dakar, le 21 AOUT 2017</p>
<p><u>AUTORISATION D'IMPORTATION DE PUPES IRRADIEES DE GLOSSINES</u></p>	
<p>Je soussigné, Dr. Mbargou LO, Directeur des Services vétérinaires, autorise le Laboratoire national de l'Elevage et de Recherches vétérinaires de Dakar, à importer de la Slovaquie, des pupes irradiées de <i>Glossina papalis gambiensis</i>.</p>	
<p>Lesdites pupes, fournies par l'Agence internationale de l'Energie atomique (AIEA) dans le cadre du Projet de lutte contre la mouche tsé-sté dans la zone des Niayes, seront acheminées hebdomadairement par lots de 5000 à 20 000 pour la période du 21 août 2017 au 20 août 2018.</p>	
<p>En foi de quoi, la présente autorisation est établie pour servir et valoir ce que de droit.</p>	
<p><u>Ampliations:</u></p> <ul style="list-style-type: none">- MEPA/CAB (ATCR)- SVPA/SREL Dakar	

Appendix 4

SAMPLE DATA SHEETS FOR SHIPMENT OF STERILE INSECTS

A copy of this datasheet should be present within each box of the consignment.

Name and address of the facility (origin):	Name and address of the recipient:
.....
Consignment General Information	
Irradiation date: _____	Irradiation dose (Gy): _____
Packing date: _____	Shipping date: _____
Total No of boxes: _____	Total weight (kg): _____

												Box Number within the Consignment	
Elements	1	2	3	4	5	6	7	8	9	10	Total	Observations	
Number of sterile insect containers inside the box ¹											<i>a</i>		
Weight (kg)											<i>b</i>		
Number of sterile insect containers with radiation sensitive indicator											<i>c</i>		
Number of indicators that were exposed to the recommended dose ²											<i>d</i>		
Number of indicators countersigned at the origin, after irradiation											<i>e</i>		

Observations: _____

Authorization: _____

- (a) Ideally a=c=d=e
- (b) This value should be equal to the total weight reported under "General Information"
- (d) Should it differ from value in (a), the consignment should be disposed safely and not used

¹ Plastic bags, "sausages" or other

² "Visual determination"